

Errorreport Enter/Reverse at Markt.

I have installed the same Eas on Different Brokers. Some Eas using the Enter/Reverse at Market Feature.

On MT4 The Eas are synchronic. **But On Mt5 I think there is a problem in the Enter/Reverse at Market Feature.**

### Trading Results from 15.1-19.1.24

All Trades are Lot 0.1 normalized.

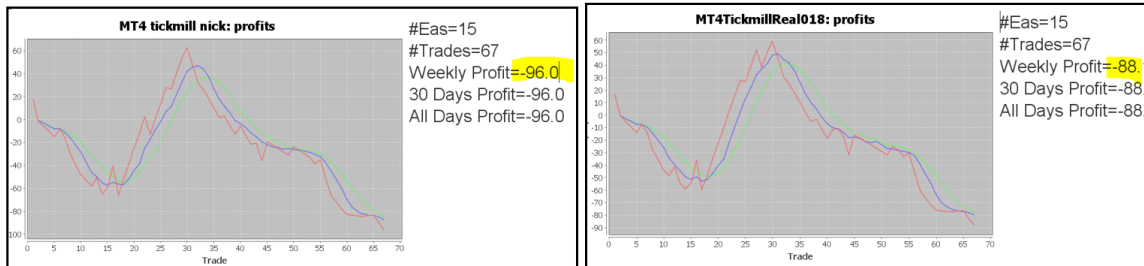


Abbildung 5: Left Mt4 demo

Right: Mt4 real

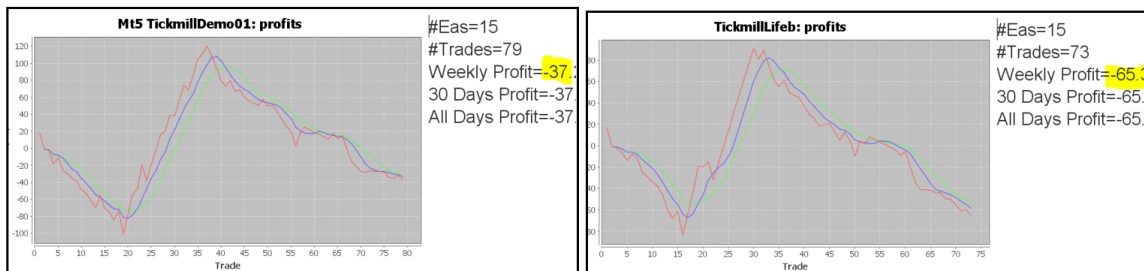


Abbildung 6: Left Mt5 demo

Right: Mt5 real

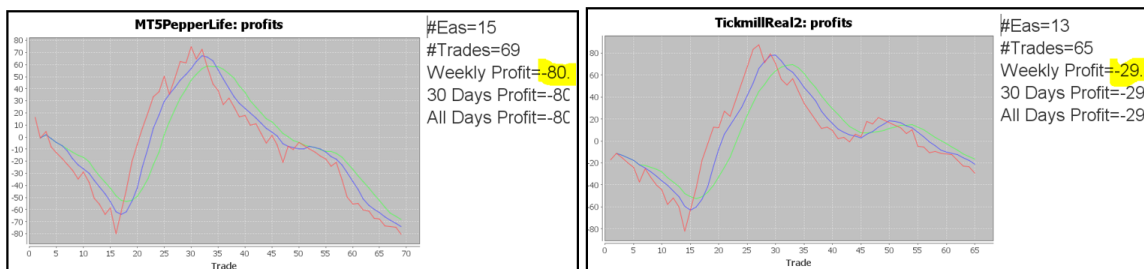


Abbildung 7: Left Mt5 Pepper Life

Right: VPS Liquibase Tickmill Life

Remark: On the Liquibase I got Errormessages on two Eas with indicator problems. I deactivated this two Eas. So I have two eas less on the VPS.

I will check in this example the following EA.

**EURUSD H1 240114181.mq5**

## Trade comparison:

Ind	Magic	Transac	Broker	dir	Open	Openprice	Close	Closeprice	Profit	Pips	Sum	Gd5	dur(min)	Comment
0	240114181	31992773	TickmillReal2	buy	2024-01-15 11:00:00	1.09582	2024-01-15 13:00:00	1.09399	-17.11	18	-17.11	NaN	120	EURUSD H1 240114181.mq5
1	240114181	32000706	TickmillReal2	buy	2024-01-15 13:00:00	1.09399	2024-01-15 15:00:00	1.09538	12.28	13	-4.83	-4.83	120	EURUSD H1 240114181.mq5
2	240114181	32069420	TickmillReal2	sell	2024-01-16 11:00:00	1.09033	2024-01-16 13:00:00	1.08814	19.72	21	14.88	5.02	120	EURUSD H1 240114181.mq5
3	240114181	32079450	TickmillReal2	sell	2024-01-16 13:00:00	1.08813	2024-01-16 15:00:00	1.08863	-4.99	4	9.88	6.64	120	EURUSD H1 240114181.mq5
4	240114181	32183207	TickmillReal2	sell	2024-01-17 11:00:00	1.08668	2024-01-17 13:00:00	1.08722	-5.36	5	4.51	6.10	120	EURUSD H1 240114181.mq5
5	240114181	32190379	TickmillReal2	sell	2024-01-17 13:00:00	1.08719	2024-01-17 15:00:00	1.08745	-2.79	2	1.72	5.23	120	EURUSD H1 240114181.mq5
6	240114181	32278761	TickmillReal2	buy	2024-01-18 11:00:00	1.08795	2024-01-18 13:00:00	1.08951	13.91	15	15.64	9.32	120	EURUSD H1 240114181.mq5
7	240114181	32373775	TickmillReal2	buy	2024-01-19 11:00:00	1.08772	2024-01-19 13:00:00	1.08812	3.28	3	18.92	10.13	120	EURUSD H1 240114181.mq5
8	240114181	32381724	TickmillReal2	sell	2024-01-19 13:00:00	1.08812	2024-01-19 15:00:00	1.08827	-1.77	1	17.14	11.58	120	EURUSD H1 240114181.mq5

Abbildung 1: Trades on MT5- Fast Liquibase-Tickmill-Real account.

Ind	Magic	Transac	Broker	dir	Open	Openprice	Close	Closeprice	Profit	Pips	Sum	Gd5	dur(min)	Comment
0	240114181	26021880	Mt5 TickmillDemo01	buy	2024-01-15 11:00:00	1.09581	2024-01-15 13:00:00	1.09401	-18.39	18	-18.39	NaN	120	EURUSD H1 240114181.mq5
1	240114181	26028248	Mt5 TickmillDemo01	buy	2024-01-15 13:00:00	1.09401	2024-01-15 15:00:00	1.09539	13.40	13	-4.99	-4.99	120	EURUSD H1 240114181.mq5
2	240114181	26073154	Mt5 TickmillDemo01	sell	2024-01-16 11:00:00	1.09048	2024-01-16 13:00:00	1.08814	22.99	23	18.0	6.50	120	EURUSD H1 240114181.mq5
3	240114181	26078528	Mt5 TickmillDemo01	sell	2024-01-16 13:00:00	1.08814	2024-01-16 15:00:00	1.08863	-5.30	4	12.69	8.56	120	EURUSD H1 240114181.mq5
4	240114181	26147713	Mt5 TickmillDemo01	sell	2024-01-17 11:00:00	1.08668	2024-01-17 13:00:00	1.08721	-5.69	5	6.99	8.17	120	EURUSD H1 240114181.mq5
5	240114181	26153749	Mt5 TickmillDemo01	sell	2024-01-17 13:00:00	1.08721	2024-01-17 15:00:00	1.08745	-2.80	2	4.19	7.38	120	EURUSD H1 240114181.mq5
6	240114181	26210624	Mt5 TickmillDemo01	buy	2024-01-18 11:00:00	1.08798	2024-01-18 13:00:00	1.0895	14.80	15	19.00	12.17	120	EURUSD H1 240114181.mq5
7	240114181	26269294	Mt5 TickmillDemo01	buy	2024-01-19 11:00:00	1.08773	2024-01-19 13:00:00	1.08811	3.40	3	22.40	13.05	120	EURUSD H1 240114181.mq5
8	240114181	26274830	Mt5 TickmillDemo01	sell	2024-01-19 13:00:00	1.08811	2024-01-19 15:00:00	1.08827	-2.0	1	20.40	14.60	120	EURUSD H1 240114181.mq5

Abbildung 2: Trades on MT5-Tickmill Demo account on local computer

Ind	Magic	Transac	Broker	dir	Open	Openprice	Close	Closeprice	Profit	Pips	Sum	Gd5	dur(min)	Comment
0	240114181	31992768	TickmillLifeb	buy	2024-01-15 11:00:00	1.09582	2024-01-15 13:00:00	1.09399	-17.09	18	-17.09	NaN	120	EURUSD H1 240114181.mq5
1	240114181	32069434	TickmillLifeb	sell	2024-01-16 11:00:00	1.09033	2024-01-16 13:00:00	1.08814	19.70	21	2.60	2.60	120	EURUSD H1 240114181.mq5
2	240114181	32183214	TickmillLifeb	sell	2024-01-17 11:00:00	1.08668	2024-01-17 13:00:00	1.08722	-5.40	5	-2.79	-0.09	120	EURUSD H1 240114181.mq5
3	240114181	32190403	TickmillLifeb	sell	2024-01-17 13:00:00	1.08719	2024-01-17 15:00:00	1.08745	-2.80	2	-5.59	-1.93	120	EURUSD H1 240114181.mq5
4	240114181	32278772	TickmillLifeb	buy	2024-01-18 11:00:00	1.08795	2024-01-18 13:00:00	1.08951	13.89	15	8.30	0.62	120	EURUSD H1 240114181.mq5
5	240114181	32373770	TickmillLifeb	buy	2024-01-19 11:00:00	1.08772	2024-01-19 13:00:00	1.08812	3.30	3	11.60	2.82	120	EURUSD H1 240114181.mq5
6	240114181	32381694	TickmillLifeb	sell	2024-01-19 13:00:00	1.08812	2024-01-19 15:00:00	1.08827	-1.80	1	9.80	4.26	120	EURUSD H1 240114181.mq5

Abbildung 3: Trades on MT5- Tickmill-Real account on local computer.

Ind	Magic	Transac	Broker	dir	Open	Openprice	Close	Closeprice	Profit	Pips	Sum	Gd5	dur(min)	Comment
0	240114181	122628649	MT4 tickmill nick	buy	2024-01-15 11:00:00	1.09582	2024-01-15 13:00:00	1.094	-18.60	18	-18.60	NaN	120	EURUSD H1 240114181
1	240114181	122684723	MT4 tickmill nick	sell	2024-01-16 11:00:01	1.09009	2024-01-16 13:00:00	1.08813	19.20	19	0.59	0.59	119	EURUSD H1 240114181
2	240114181	122807139	MT4 tickmill nick	sell	2024-01-17 11:00:02	1.08668	2024-01-17 13:00:00	1.08722	-5.80	5	-2.30	-2.30	119	EURUSD H1 240114181
3	240114181	122886536	MT4 tickmill nick	buy	2024-01-18 11:00:01	1.08784	2024-01-18 13:00:00	1.0895	16.20	16	10.99	2.13	119	EURUSD H1 240114181
4	240114181	122956191	MT4 tickmill nick	buy	2024-01-19 11:00:00	1.08771	2024-01-19 13:00:00	1.08811	3.60	3	14.59	5.24	120	EURUSD H1 240114181

Abbildung 4: Trades on MT4-Tickmill-Demo account

Ind	Magic	Transac	Broker	dir	Open	Openprice	Close	Closeprice	Profit	Pips	Sum	Gd5	dur(min)	Comment
0	240114181	98187600	MT4TickmillReal018	buy	2024-01-15 11:00:00	1.09582	2024-01-15 13:00:00	1.09399	-17.09	18	-17.09	NaN	120	EURUSD H1 240114181
1	240114181	98203874	MT4TickmillReal018	sell	2024-01-16 11:00:01	1.09011	2024-01-16 13:00:00	1.08811	18.00	19	0.90	0.90	119	EURUSD H1 240114181
2	240114181	98227677	MT4TickmillReal018	sell	2024-01-17 11:00:02	1.08668	2024-01-17 13:00:00	1.08722	-5.40	5	-4.49	-1.79	119	EURUSD H1 240114181
3	240114181	98247935	MT4TickmillReal018	buy	2024-01-18 11:00:02	1.08779	2024-01-18 13:00:00	1.08951	15.40	17	10.90	2.43	119	EURUSD H1 240114181
4	240114181	98265533	MT4TickmillReal018	buy	2024-01-19 11:00:00	1.08774	2024-01-19 13:00:00	1.08812	3.10	3	14.00	5.32	120	EURUSD H1 240114181

Abbildung 5: Trades on Mt4-Tickmill Real account

Ind	Magic	Transac	Broker	dir	Open	Openprice	Close	Closeprice	Profit	Pips	Sum	Gd5	dur(min)	Comment
0	240114181	12162253	MT5PepperLife	buy	2024-01-15 11:00:00	1.09582	2024-01-15 13:00:00	1.09401	-17.10	18	-17.10	NaN	120	EURUSD H1 240114181.mq5
1	240114181	12175353	MT5PepperLife	sell	2024-01-16 11:00:00	1.09013	2024-01-16 13:00:00	1.08814	17.70	19	0.60	0.60	120	EURUSD H1 240114181.mq5
2	240114181	12199341	MT5PepperLife	sell	2024-01-17 11:00:00	1.08666	2024-01-17 13:00:00	1.08719	-5.50	5	-4.89	-2.14	120	EURUSD H1 240114181.mq5
3	240114181	12217767	MT5PepperLife	buy	2024-01-18 11:00:00	1.08796	2024-01-18 13:00:00	1.08949	13.40	15	8.50	1.40	120	EURUSD H1 240114181.mq5
4	240114181	12237245	MT5PepperLife	buy	2024-01-19 11:00:00	1.08772	2024-01-19 13:00:00	1.08811	3.00	3	11.50	3.92	120	EURUSD H1 240114181.mq5

Abbildung 6: Trades on MT5-Pepper Real account on local computer

For example I will show the trade from 15.1.24 on the different situations

Fast VPS Tickmill-Life	Open 11.00, buy, Close 13.00 <b>Open 13.00, buy, Close 15.00</b>
MT5-Tickmill-demo-local	Open 11.00, buy, Close 13.00 <b>Open 13.00, buy, Close 15.00</b>
MT5-Tickmill-Life-local	Open 11.00, buy, Close 13.00
MT4-Tickmill-demo-local	Open 11.00, buy, Close 13.00
MT4-Tickmill-Real-local	Open 11.00, buy, Close 13.00
MT5-Pepperstone-Life-local	Open 11.00, buy, Close 13.00

The Eas a generated with the following feature:

Maximum Trade per Day is only one.

Don't trade on weekends ?	<input type="checkbox"/>
Friday Close Time ?	00:38 -- +
Sunday Open Time ?	00:38 -- +
Exit At End Of Day ?	<input checked="" type="checkbox"/>
End Of Day Exit Time ?	15:00 -- +
Exit On Friday ?	<input type="checkbox"/>
Friday Exit Time ?	21:00 -- +
Limit Time Range ?	<input checked="" type="checkbox"/>
Time Range From ?	11:00 -- +
Time Range To ?	15:00 -- +
Exit At End Of Range ?	<input checked="" type="checkbox"/>
Order Types To Close ?	All v
Max distance from market ?	<input checked="" type="checkbox"/>
Max distance percent ?	6 -- +
Maximum Trades Per Day ?	1 -- +
Minimum SL ?	0 -- +
Maximum SL ?	0 -- +
Minimum PT ?	0 -- +
Maximum PT ?	0 -- +
Realistic Gaps Handling ?	<input checked="" type="checkbox"/>

What would happen if I just stopped and restarted Metatrader every now and then? Would he then forget that he already made a trade today? That would explain why he traded twice a day. But the

behavior would still not be the same on all trading robots. Then I always restart all Metatraders at once.

We will compare the trades for the 16.1

Fast VPS Tickmill-Life	Open 11.00, sell, Close 13.00 <b>Open 13.00, sell, Close 15.00</b>
MT5-Tickmill-demo-local	Open 11.00, sell, Close 13.00 <b>Open 13.00, sell, Close 15.00</b>
MT5-Tickmill-Life-local	Open 11.00, sell, Close 13.00
MT4-Tickmill-demo-local	Open 11.00, sell, Close 13.00
MT4-Tickmill-Real-local	Open 11.00, sell, Close 13.00
MT5-Pepperstone-Life-local	Open 11.00, sell, Close 13.00

I will attach the logfiles from the metatrader from 15-16.1