

STRATEGYQUANT X REPORT

GBPUSD_TICK_2DST, H4, 05.05.2003 - 08.10.2021

TOTAL PROFIT

\$ 484.51

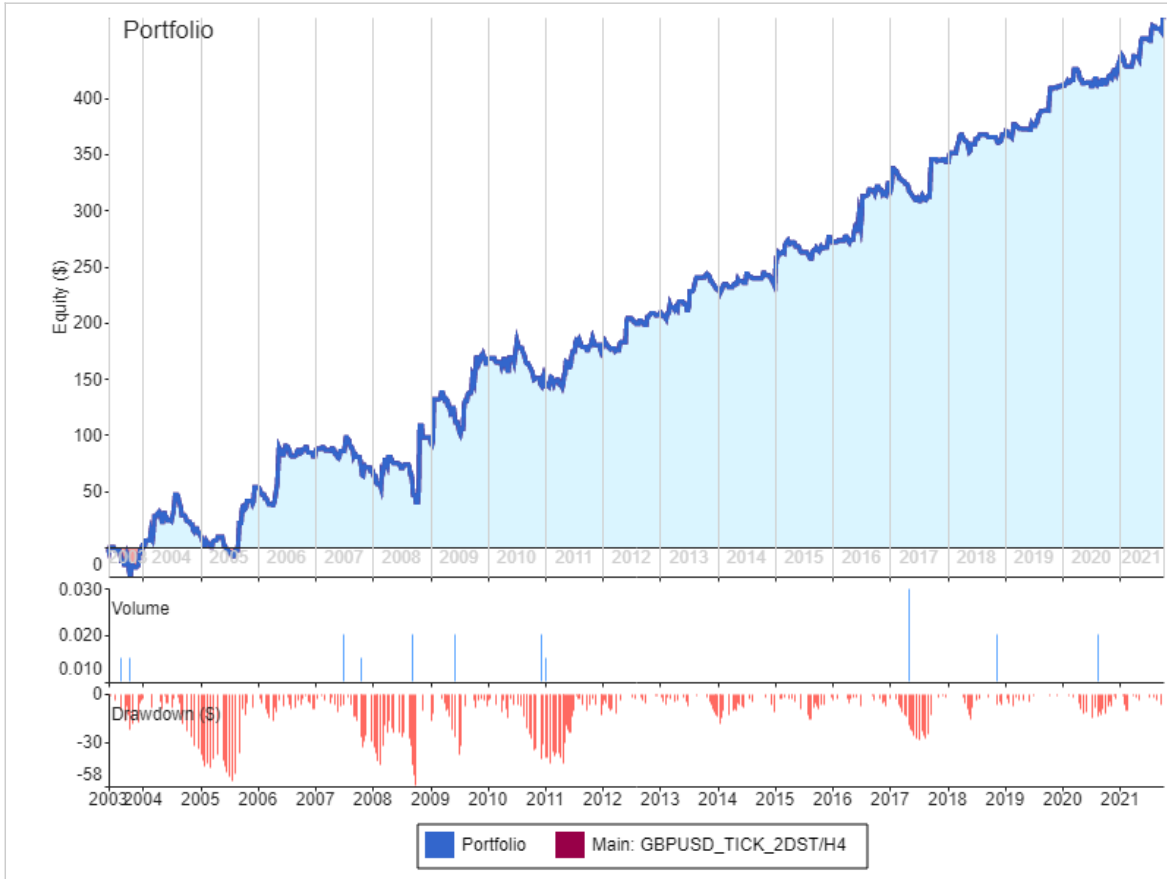
PROFIT IN PIPS 4845.1 TICKS

YEARLY AVG PROFIT \$ 26.89

YEARLY AVG % RETURN 0.27 %

CAGR 0.26 %

| | | | | | | | | | |
|---------------------|---------|--------------|--------|--------------------|---------|--------------------|---------|--------------------|---------|
| # OF TRADES | 525 | SHARPE RATIO | 0.56 | PROFIT FACTOR | 1.54 | RETURN / DD RATIO | 8.4 | WINNING PERCENTAGE | 40.76 % |
| DRAWDOWN | \$ 57.7 | % DRAWDOWN | 0.57 % | DAILY AVG PROFIT | \$ 0.07 | MONTHLY AVG PROFIT | \$ 2.19 | AVERAGE TRADE | \$ 0.92 |
| ANNUAL % / MAX DD % | 0.46 | R EXPECTANCY | 0.32 | R EXPECTANCY SCORE | 9.14 | STR QUALITY NUMBER | 1.33 | SQN SCORE | 0.35 |



STATS

Strategy

| | | | | | |
|---------------------|------|-----------------------------|---------|----------------------------|---------|
| Wins / Losses Ratio | 0.69 | Payout Ratio (Avg Win/Loss) | 2.24 | Average # of Bars in Trade | 2.53 |
| AHPR | 0.26 | Z-Score | 1.08 | Z-Probability | 14.01 % |
| Expectancy | 0.92 | Deviation | \$ 6.91 | Exposure | 2.33 % |
| Stagnation in Days | 506 | Stagnation in % | 7.54 % | | |

Trades

| | | | | | | | |
|-----------------|------------|-----------------|-----------|-----------------------|---------|-------------------------|---------|
| Gross Profit | \$ 1378.08 | # of Wins | 214 | # of Losses | 311 | # of Cancelled/Expired | 1 |
| Largest Win | \$ 68.3 | Gross Loss | \$ 893.57 | Average Win | \$ 6.44 | Average Loss | \$ 2.87 |
| Avg Consec Wins | 1.61 | Largest Loss | \$ -10.66 | Max Consec Wins | 5 | Max Consec Losses | 13 |
| | | Avg Consec Loss | 2.34 | Avg # of Bars in Wins | 4.19 | Avg # of Bars in Losses | 1.39 |

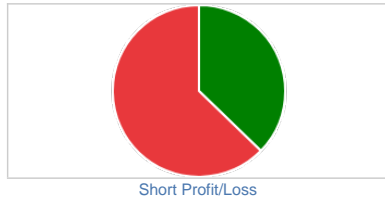
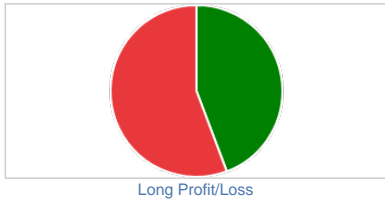
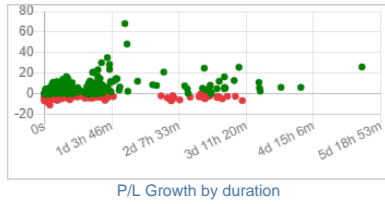
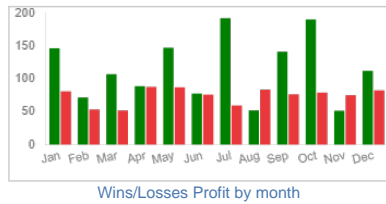
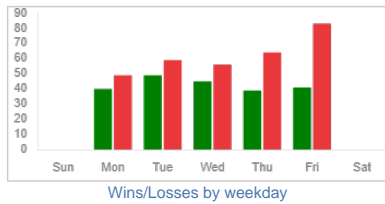
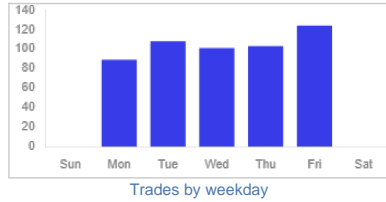
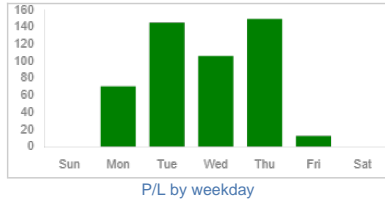
MONTHLY PERFORMANCE (\$)

| Year | Jan | Feb | Mar | Apr | May | Jun | Jul | Aug | Sep | Oct | Nov | Dec | YTD |
|------|-------|-------|-------|-------|-------|-------|-------|-------|-------|-------|-------|-------|-------|
| 2021 | -1.59 | -2.57 | 9.1 | -2.71 | 18.68 | 0 | 10.38 | -1.59 | 22.85 | 0 | 0 | 0 | 52.55 |
| 2020 | 4.76 | 0.91 | 8.94 | -9.6 | -2.4 | -3.04 | 6.61 | -5.24 | 0.78 | 7.46 | 5.15 | 6.87 | 21.2 |
| 2019 | 0.09 | 10.72 | -4.18 | -0.27 | -0.49 | 3.47 | 9.17 | 4 | 0.59 | 19.87 | 0.45 | 1.87 | 45.29 |
| 2018 | 7.9 | 0 | 16.55 | -6.08 | -2.37 | 4.6 | 3.82 | 0 | -2.25 | 0 | -2.35 | 3.03 | 22.85 |
| 2017 | 15.58 | -9.18 | -1.92 | -9.18 | -5.91 | -2.92 | 3.15 | 0.81 | 33.25 | -2.45 | 2.56 | -2.39 | 21.4 |
| 2016 | 0 | 1.4 | 3.72 | -3.36 | 8.88 | 1.71 | 28.74 | 5.96 | -3.71 | 2.89 | -4.63 | 8.64 | 50.24 |
| 2015 | 29.06 | 0.92 | 7.74 | 1.66 | -3.61 | -5.49 | -2.46 | 4.27 | 1.68 | 0.28 | 0.56 | 4.92 | 39.53 |
| 2014 | -1.2 | 4.89 | -2.61 | 2.18 | 3.22 | -1.47 | 5.27 | -1.32 | 0 | 2.79 | 0 | -9.86 | 1.89 |
| 2013 | -4.66 | 2.24 | 5.8 | 5.45 | -2.51 | -5.41 | 19.11 | 10.03 | 0.45 | 1.62 | -7.06 | -4.75 | 20.31 |
| 2012 | 0.48 | -3.81 | -1.64 | 7.2 | 21.26 | 0 | -4.87 | 2.88 | -3.72 | 8.85 | -0.28 | 3.53 | 29.88 |

| | | | | | | | | | | | | | |
|------|--------|-------|-------|-------|-------|-------|-------|--------|--------|--------|--------|-------|--------|
| 2011 | -2.32 | 4.11 | 2.08 | 6.12 | 6.56 | 13.94 | 4.91 | -0.41 | -3.18 | 11.77 | -7.02 | 0.25 | 36.81 |
| 2010 | 0.45 | -3.77 | -3.82 | 0.1 | 8.26 | 4.63 | 3.64 | -13.6 | -3.89 | -9.33 | 0 | -6.98 | -24.31 |
| 2009 | 34.19 | 0 | 0.07 | -8.33 | 0.49 | -18.8 | 0.26 | 31.95 | 16.8 | 14.77 | 3.04 | -4.01 | 70.43 |
| 2008 | -11.55 | 11.57 | 10.15 | -1.46 | -1.53 | -4.31 | 3.2 | -8.61 | -25.06 | 68.3 | -10.66 | 0 | 30.04 |
| 2007 | 6.42 | 1.55 | -2.8 | 1.81 | -8.86 | 6.39 | 9.82 | -13.95 | -1 | -16.89 | 7.37 | -3.35 | -13.49 |
| 2006 | -6.46 | -3.23 | -5.37 | 16.58 | 31.44 | 3.9 | -9.14 | 0.61 | 2.23 | 5.51 | -5.01 | -3.25 | 27.81 |
| 2005 | -11.24 | 1.77 | 2.83 | 3.27 | -8.24 | -5.77 | -3.39 | 6.13 | 38.99 | 4.39 | -2.93 | 15.12 | 40.93 |
| 2004 | 4.23 | 0.32 | 21.19 | -4.8 | 3.28 | -2.83 | 23.76 | -12.11 | -6.43 | -8.6 | -2.98 | -4.38 | 10.65 |
| 2003 | 0 | 0 | 0 | 0 | -6.07 | 4.71 | -3.13 | -9.36 | 2.77 | -8.24 | 1.76 | 18.06 | 0.5 |

CHARTS

[Click on the chart to see bigger image](#)



TRADES

| Ticket | Symbol | Type | Open time | Open price | Size | Close time | Close price | Profit/Loss | Balance | Sample type | Close type | MAE (\$) | MFE (\$) | Time in trade | Comment |
|--------|------------------|------|---------------------|------------|---------|---------------------|-------------|-------------|---------|-------------|-------------|----------|----------|---------------|---------|
| 1 | GBPUSD_TICK_2DST | Buy | 2003.05.27 18:19:08 | 1.64641 | 0.01000 | 2003.05.27 18:23:16 | 1.64352 | -2.89 | 9997.11 | IST | SL | -2.89 | 0.09 | 4m 7s | |
| 13 | GBPUSD_TICK_2DST | Buy | 2003.05.29 17:49:09 | 1.64641 | 0.01000 | 2003.05.30 16:18:27 | 1.64323 | -3.18 | 9993.93 | IST | SL | -3.18 | 8.14 | 22h 29m | |
| 23 | GBPUSD_TICK_2DST | Buy | 2003.06.05 16:46:34 | 1.65455 | 0.01000 | 2003.06.05 20:00:00 | 1.65926 | 4.71 | 9998.64 | IST | Exit Signal | -2.31 | 6.95 | 3h 13m | |
| 26 | GBPUSD_TICK_2DST | Sell | 2003.07.08 11:03:45 | 1.64505 | 0.01000 | 2003.07.08 11:47:39 | 1.64818 | -3.13 | 9995.51 | IST | SL | -3.13 | 2.19 | 43m 54s | |
| 118 | GBPUSD_TICK_2DST | Sell | 2003.08.11 02:00:05 | 1.60057 | 0.01000 | 2003.08.11 04:09:03 | 1.60379 | -3.22 | 9992.29 | IST | SL | -3.22 | 0.81 | 2h 8m | |
| 131 | GBPUSD_TICK_2DST | Sell | 2003.08.15 04:19:31 | 1.60057 | 0.01000 | 2003.08.15 06:34:45 | 1.60365 | -3.08 | 9989.21 | IST | SL | -3.08 | 0.95 | 2h 15m | |
| 132 | GBPUSD_TICK_2DST | Sell | 2003.08.15 09:01:51 | 1.60057 | 0.01000 | 2003.08.15 12:34:09 | 1.60363 | -3.06 | 9986.15 | IST | SL | -3.06 | 0.54 | 3h 32m | |
| 169 | GBPUSD_TICK_2DST | Sell | 2003.09.03 14:23:08 | 1.56169 | 0.01000 | 2003.09.03 15:40:40 | 1.56473 | -3.04 | 9983.11 | IST | SL | -3.04 | 0.77 | 1h 17m | |
| 204 | GBPUSD_TICK_2DST | Buy | 2003.09.17 20:30:04 | 1.60665 | 0.01000 | 2003.09.18 20:00:00 | 1.61580 | 9.15 | 9992.26 | IST | Exit Signal | -1.23 | 14.73 | 23h 29m | |
| 241 | GBPUSD_TICK_2DST | Buy | 2003.09.29 18:00:42 | 1.66276 | 0.01000 | 2003.09.30 18:00:01 | 1.65942 | -3.34 | 9988.92 | IST | SL | -3.34 | 13.00 | 23h 59m | |
| 242 | GBPUSD_TICK_2DST | Buy | 2003.09.30 20:37:29 | 1.66276 | 0.01000 | 2003.10.01 01:09:36 | 1.65900 | -3.76 | 9985.16 | IST | SL | -3.76 | 1.26 | 4h 32m | |
| 243 | GBPUSD_TICK_2DST | Buy | 2003.10.01 | 1.66276 | 0.01000 | 2003.10.03 | 1.65901 | -3.75 | 9981.41 | IST | SL | -3.75 | 12.20 | 2d 2h | |

| | | | | | | | | | | | | | | |
|------|------------------|------|---------------------|---------|---------|---------------------|---------|-------|----------|-----|-------------|-------|-------|------------|
| 1207 | GBPUSD_TICK_2DST | Buy | 19:06:43 | 1.85588 | 0.01000 | 12:45:26 | 1.85270 | -3.18 | 10015.85 | IST | SL | -3.18 | 2.79 | 17h 38m |
| 1210 | GBPUSD_TICK_2DST | Buy | 2004.11.17 12:37:05 | 1.86135 | 0.01000 | 2004.11.17 13:24:20 | 1.85832 | -3.03 | 10012.82 | IST | SL | -3.03 | 1.15 | 47m 15s |
| 1211 | GBPUSD_TICK_2DST | Buy | 2004.11.18 08:24:07 | 1.86135 | 0.01000 | 2004.11.18 10:07:49 | 1.85827 | -3.08 | 10009.74 | IST | SL | -3.08 | 2.03 | 1h 43m |
| 1213 | GBPUSD_TICK_2DST | Buy | 2004.11.23 12:28:38 | 1.86338 | 0.01000 | 2004.11.23 16:00:13 | 1.86917 | 5.79 | 10015.53 | IST | Exit Signal | -1.22 | 8.75 | 3h 31m |
| 1275 | GBPUSD_TICK_2DST | Buy | 2004.12.16 13:56:21 | 1.95050 | 0.01000 | 2004.12.16 16:10:05 | 1.94612 | -4.38 | 10011.15 | IST | SL | -4.38 | 4.19 | 2h 13m |
| 1314 | GBPUSD_TICK_2DST | Sell | 2005.01.03 05:06:17 | 1.90983 | 0.01000 | 2005.01.03 10:08:49 | 1.91398 | -4.15 | 10007.00 | IST | SL | -4.15 | 11.79 | 5h 2m |
| 1359 | GBPUSD_TICK_2DST | Sell | 2005.01.14 11:00:30 | 1.86432 | 0.01000 | 2005.01.14 11:22:04 | 1.86810 | -3.78 | 10003.22 | IST | SL | -3.78 | 0.45 | 21m 33s |
| 1360 | GBPUSD_TICK_2DST | Sell | 2005.01.17 14:35:03 | 1.86432 | 0.01000 | 2005.01.18 12:00:13 | 1.86390 | 0.42 | 10003.64 | IST | Exit Signal | -0.16 | 11.54 | 21h 25m |
| 1371 | GBPUSD_TICK_2DST | Sell | 2005.01.21 11:33:06 | 1.86375 | 0.01000 | 2005.01.21 15:53:23 | 1.86748 | -3.73 | 9999.91 | IST | SL | -3.73 | 2.42 | 4h 20m |
| 1401 | GBPUSD_TICK_2DST | Sell | 2005.02.07 18:36:30 | 1.86244 | 0.01000 | 2005.02.07 20:00:05 | 1.85719 | 5.25 | 10005.16 | IST | Exit Signal | -0.34 | 7.80 | 1h 23m |
| 1425 | GBPUSD_TICK_2DST | Buy | 2005.02.14 18:58:00 | 1.89139 | 0.01000 | 2005.02.14 19:05:07 | 1.88791 | -3.48 | 10001.68 | IST | SL | -3.48 | 0.11 | 7m 6s |
| 1477 | GBPUSD_TICK_2DST | Buy | 2005.03.04 16:30:02 | 1.91937 | 0.01000 | 2005.03.07 11:26:27 | 1.91657 | -2.80 | 9998.88 | IST | SL | -2.80 | 7.55 | 2d 18h 56m |
| 1506 | GBPUSD_TICK_2DST | Sell | 2005.03.21 09:50:33 | 1.91118 | 0.01000 | 2005.03.21 12:00:12 | 1.90555 | 5.63 | 10004.51 | IST | Exit Signal | -0.51 | 6.00 | 2h 9m |
| 1591 | GBPUSD_TICK_2DST | Buy | 2005.04.18 10:32:29 | 1.89640 | 0.01000 | 2005.04.18 12:00:07 | 1.89967 | 3.27 | 10007.78 | IST | Exit Signal | -0.94 | 3.60 | 1h 27m |
| 1687 | GBPUSD_TICK_2DST | Sell | 2005.05.26 09:41:38 | 1.82310 | 0.01000 | 2005.05.26 11:45:40 | 1.82588 | -2.78 | 10005.00 | IST | SL | -2.78 | 1.15 | 2h 4m |
| 1688 | GBPUSD_TICK_2DST | Sell | 2005.05.26 14:39:29 | 1.82310 | 0.01000 | 2005.05.27 14:40:16 | 1.82591 | -2.81 | 10002.19 | IST | SL | -2.81 | 4.48 | 1d 0h 0m |
| 1693 | GBPUSD_TICK_2DST | Sell | 2005.05.31 04:08:08 | 1.81850 | 0.01000 | 2005.05.31 15:06:16 | 1.82115 | -2.65 | 9999.54 | IST | SL | -2.65 | 7.42 | 10h 58m |
| 1718 | GBPUSD_TICK_2DST | Sell | 2005.06.13 04:10:04 | 1.80753 | 0.01000 | 2005.06.13 05:53:53 | 1.81056 | -3.03 | 9996.51 | IST | SL | -3.03 | 2.15 | 1h 43m |
| 1758 | GBPUSD_TICK_2DST | Sell | 2005.06.29 10:55:22 | 1.81255 | 0.01000 | 2005.06.29 11:42:33 | 1.81529 | -2.74 | 9993.77 | IST | SL | -2.74 | 0.00 | 47m 11s |
| 1821 | GBPUSD_TICK_2DST | Sell | 2005.07.19 17:02:17 | 1.73525 | 0.01000 | 2005.07.19 18:02:15 | 1.73864 | -3.39 | 9990.38 | IST | SL | -3.39 | 1.02 | 59m 58s |
| 1868 | GBPUSD_TICK_2DST | Buy | 2005.08.08 11:36:39 | 1.78277 | 0.01000 | 2005.08.08 16:00:04 | 1.78816 | 5.39 | 9995.77 | IST | Exit Signal | -0.60 | 7.28 | 4h 23m |
| 1926 | GBPUSD_TICK_2DST | Sell | 2005.08.30 11:39:00 | 1.78897 | 0.01000 | 2005.08.30 12:00:08 | 1.78823 | 0.74 | 9996.51 | IST | Exit Signal | -0.28 | 1.48 | 21m 7s |
| 1934 | GBPUSD_TICK_2DST | Buy | 2005.09.01 13:04:56 | 1.80943 | 0.01000 | 2005.09.02 16:00:04 | 1.83334 | 23.91 | 10020.42 | IST | Exit Signal | -1.49 | 32.42 | 1d 2h 55m |
| 1994 | GBPUSD_TICK_2DST | Sell | 2005.09.22 13:02:22 | 1.80188 | 0.01000 | 2005.09.23 12:00:08 | 1.78680 | 15.08 | 10035.50 | IST | Exit Signal | -1.20 | 18.19 | 22h 57m |
| 2025 | GBPUSD_TICK_2DST | Sell | 2005.10.03 10:13:57 | 1.75650 | 0.01000 | 2005.10.04 00:00:00 | 1.75473 | 1.77 | 10037.27 | IST | Exit Signal | -1.95 | 4.55 | 13h 46m |
| 2037 | GBPUSD_TICK_2DST | Sell | 2005.10.07 15:32:32 | 1.75650 | 0.01000 | 2005.10.07 15:33:00 | 1.75974 | -3.24 | 10034.03 | IST | SL | -3.24 | 1.40 | 28s |
| 2045 | GBPUSD_TICK_2DST | Sell | 2005.10.11 03:57:16 | 1.75126 | 0.01000 | 2005.10.11 12:00:06 | 1.75289 | -1.63 | 10032.40 | IST | Exit Signal | -2.27 | 4.24 | 8h 2m |
| 2069 | GBPUSD_TICK_2DST | Buy | 2005.10.20 17:20:11 | 1.77041 | 0.01000 | 2005.10.21 04:00:00 | 1.77790 | 7.49 | 10039.89 | IST | Exit Signal | -2.15 | 8.45 | 10h 39m |
| 2169 | GBPUSD_TICK_2DST | Sell | 2005.11.28 10:02:32 | 1.70665 | 0.01000 | 2005.11.28 11:59:52 | 1.70958 | -2.93 | 10036.96 | IST | SL | -2.93 | 1.81 | 1h 57m |
| 2203 | GBPUSD_TICK_2DST | Buy | 2005.12.08 10:20:14 | 1.73738 | 0.01000 | 2005.12.08 20:00:04 | 1.75250 | 15.12 | 10052.08 | IST | Exit Signal | 0.00 | 15.94 | 9h 39m |
| 2297 | GBPUSD_TICK_2DST | Buy | 2006.01.12 12:22:15 | 1.77183 | 0.01000 | 2006.01.12 13:18:40 | 1.76861 | -3.22 | 10048.86 | IST | SL | -3.22 | 0.52 | 56m 24s |
| 2316 | GBPUSD_TICK_2DST | Buy | 2006.01.23 03:45:17 | 1.77939 | 0.01000 | 2006.01.23 06:20:31 | 1.77615 | -3.24 | 10045.62 | IST | SL | -3.24 | 3.41 | 2h 35m |
| 2369 | GBPUSD_TICK_2DST | Sell | 2006.02.13 15:25:09 | 1.73749 | 0.01000 | 2006.02.13 16:52:52 | 1.74072 | -3.23 | 10042.39 | IST | SL | -3.23 | 0.99 | 1h 27m |
| 2397 | GBPUSD_TICK_2DST | Buy | 2006.02.28 20:52:58 | 1.75526 | 0.01000 | 2006.03.01 10:19:01 | 1.75260 | -2.66 | 10039.73 | IST | SL | -2.66 | 1.33 | 13h 26m |
| 2409 | GBPUSD_TICK_2DST | Sell | 2006.03.07 12:28:12 | 1.73747 | 0.01000 | 2006.03.08 09:39:01 | 1.74018 | -2.71 | 10037.02 | IST | SL | -2.71 | 4.43 | 21h 10m |
| 2490 | GBPUSD_TICK_2DST | Sell | 2006.04.03 07:43:09 | 1.73085 | 0.01000 | 2006.04.03 17:46:16 | 1.73330 | -2.45 | 10034.57 | IST | SL | -2.45 | 5.75 | 10h 3m |
| 2493 | GBPUSD_TICK_2DST | Buy | 2006.04.04 15:28:19 | 1.75336 | 0.01000 | 2006.04.04 20:00:00 | 1.75507 | 1.71 | 10036.28 | IST | Exit Signal | -2.22 | 3.91 | 4h 31m |
| 2519 | GBPUSD_TICK_2DST | Buy | 2006.04.17 14:39:02 | 1.76136 | 0.01000 | 2006.04.18 00:00:00 | 1.76885 | 7.49 | 10043.77 | IST | Exit Signal | -0.09 | 13.12 | 9h 20m |
| 2554 | GBPUSD_TICK_2DST | Buy | 2006.04.25 16:36:53 | 1.79334 | 0.01000 | 2006.04.25 16:59:14 | 1.79053 | -2.81 | 10040.96 | IST | SL | -2.81 | 0.56 | 22m 21s |
| 2562 | GBPUSD_TICK_2DST | Buy | 2006.04.27 17:10:55 | 1.79334 | 0.01000 | 2006.04.28 12:00:04 | 1.80598 | 12.64 | 10053.60 | IST | Exit Signal | -1.01 | 13.08 | 18h 49m |
| 2585 | GBPUSD_TICK_2DST | Buy | 2006.05.08 00:13:01 | 1.86207 | 0.01000 | 2006.05.08 12:00:05 | 1.86743 | 5.36 | 10058.96 | IST | Exit Signal | -3.92 | 6.25 | 11h 47m |

| | | | | | | | | | | | | | | |
|------|------------------|------|------------------------|---------|---------|------------------------|---------|-------|----------|-----|-------------|-------|-------|------------------|
| 2588 | GBPUSD_TICK_2DST | Buy | 2006.05.11 12:24:12 | 1.86207 | 0.01000 | 2006.05.12 12:00:00 | 1.89239 | 30.32 | 10089.28 | IST | Exit Signal | -0.42 | 30.38 | 23h 35m |
| 2596 | GBPUSD_TICK_2DST | Buy | 2006.05.17 11:52:06 | 1.89939 | 0.01000 | 2006.05.17 14:51:54 | 1.89515 | -4.24 | 10085.04 | IST | SL | -4.24 | 0.45 | 2h 59m |
| 2645 | GBPUSD_TICK_2DST | Sell | 2006.06.07 10:33:12 | 1.85587 | 0.01000 | 2006.06.07 10:58:07 | 1.85980 | -3.93 | 10081.11 | IST | SL | -3.93 | 0.73 | 24m 55s |
| 2694 | GBPUSD_TICK_2DST | Sell | 2006.06.22 13:53:12 | 1.83137 | 0.01000 | 2006.06.23 12:00:01 | 1.82354 | 7.83 | 10088.94 | IST | Exit Signal | -1.32 | 8.07 | 22h 6m |
| 2726 | GBPUSD_TICK_2DST | Buy | 2006.07.07 15:33:39 | 1.84956 | 0.01000 | 2006.07.10 08:00:11 | 1.84949 | -0.07 | 10088.87 | IST | Exit Signal | -2.48 | 4.09 | 2d 16h 26m |
| 2727 | GBPUSD_TICK_2DST | Sell | 2006.07.12 15:31:21 | 1.83246 | 0.01000 | 2006.07.12 15:33:01 | 1.83538 | -2.92 | 10085.95 | IST | SL | -2.92 | 0.00 | 1m 40s |
| 2752 | GBPUSD_TICK_2DST | Buy | 2006.07.21 10:13:16 | 1.85194 | 0.01000 | 2006.07.24 10:25:05 | 1.84866 | -3.28 | 10082.67 | IST | SL | -3.28 | 7.70 | 3d 0h 11m |
| 2765 | GBPUSD_TICK_2DST | Buy | 2006.07.27 11:29:06 | 1.85964 | 0.01000 | 2006.07.27 15:30:04 | 1.85677 | -2.87 | 10079.80 | IST | SL | -2.87 | 3.97 | 4h 0m |
| 2841 | GBPUSD_TICK_2DST | Buy | 2006.08.29 10:15:23 | 1.89944 | 0.01000 | 2006.08.29 12:00:08 | 1.90005 | 0.61 | 10080.41 | IST | Exit Signal | -0.78 | 3.20 | 1h 44m |
| 2861 | GBPUSD_TICK_2DST | Sell | 2006.09.06 14:14:51 | 1.88597 | 0.01000 | 2006.09.07 12:00:08 | 1.88110 | 4.87 | 10085.28 | IST | Exit Signal | -1.05 | 6.26 | 21h 45m |
| 2924 | GBPUSD_TICK_2DST | Sell | 2006.09.28 17:27:10 | 1.87351 | 0.01000 | 2006.09.28 21:44:00 | 1.87615 | -2.64 | 10082.64 | IST | SL | -2.64 | 1.08 | 4h 16m |
| 2962 | GBPUSD_TICK_2DST | Sell | 2006.10.10 11:20:13 | 1.86344 | 0.01000 | 2006.10.10 12:00:07 | 1.86024 | 3.20 | 10085.84 | IST | Exit Signal | -0.14 | 5.30 | 39m 54s |
| 3014 | GBPUSD_TICK_2DST | Buy | 2006.10.26 15:30:28 | 1.88577 | 0.01000 | 2006.10.27 12:00:08 | 1.88808 | 2.31 | 10088.15 | IST | Exit Signal | -0.67 | 6.57 | 20h 29m |
| 3060 | GBPUSD_TICK_2DST | Buy | 2006.11.10 10:57:14 | 1.91350 | 0.01000 | 2006.11.10 21:59:09 | 1.91103 | -2.47 | 10085.68 | IST | SL | -2.47 | 4.22 | 11h 1m |
| 3061 | GBPUSD_TICK_2DST | Sell | 2006.11.14 17:11:34 | 1.89488 | 0.01000 | 2006.11.14 21:26:10 | 1.89747 | -2.59 | 10083.09 | IST | SL | -2.59 | 2.23 | 4h 14m |
| 3084 | GBPUSD_TICK_2DST | Buy | 2006.11.22 17:23:50 | 1.91508 | 0.01000 | 2006.11.23 12:00:12 | 1.91513 | 0.05 | 10083.14 | IST | Exit Signal | -2.49 | 1.54 | 18h 36m |
| 3147 | GBPUSD_TICK_2DST | Sell | 2006.12.15 17:07:24 | 1.95108 | 0.01000 | 2006.12.15 18:38:22 | 1.95435 | -3.27 | 10079.87 | IST | SL | -3.27 | 0.87 | 1h 30m |
| 3160 | GBPUSD_TICK_2DST | Buy | 2006.12.20 02:59:26 | 1.97269 | 0.01000 | 2006.12.20 04:00:32 | 1.97271 | 0.02 | 10079.89 | IST | Exit Signal | -1.22 | 0.80 | 1h 1m |
| 3187 | GBPUSD_TICK_2DST | Sell | 2007.01.03 17:08:23 | 1.95130 | 0.01000 | 2007.01.04 16:00:13 | 1.94488 | 6.42 | 10086.31 | IST | Exit Signal | -2.44 | 11.29 | 22h 51m |
| 3287 | GBPUSD_TICK_2DST | Sell | 2007.02.09 11:37:01 | 1.94817 | 0.01000 | 2007.02.09 12:00:12 | 1.94662 | 1.55 | 10087.86 | IST | Exit Signal | -0.34 | 2.26 | 23m 11s |
| 3336 | GBPUSD_TICK_2DST | Sell | 2007.03.02 14:45:04 | 1.94333 | 0.01000 | 2007.03.02 18:47:19 | 1.94613 | -2.80 | 10085.06 | IST | SL | -2.80 | 2.05 | 4h 2m |
| 3408 | GBPUSD_TICK_2DST | Buy | 2007.04.02 10:20:24 | 1.97197 | 0.01000 | 2007.04.02 12:00:00 | 1.97300 | 1.03 | 10086.09 | IST | Exit Signal | -1.42 | 2.03 | 1h 39m |
| 3421 | GBPUSD_TICK_2DST | Buy | 2007.04.06 07:54:33 | 1.97197 | 0.01000 | 2007.04.06 09:38:23 | 1.96955 | -2.42 | 10083.67 | IST | SL | -2.42 | 0.33 | 1h 43m |
| 3436 | GBPUSD_TICK_2DST | Buy | 2007.04.13 04:31:19 | 1.98235 | 0.01000 | 2007.04.13 12:00:04 | 1.98555 | 3.20 | 10086.87 | IST | Exit Signal | -1.40 | 4.35 | 7h 28m |
| 3501 | GBPUSD_TICK_2DST | Buy | 2007.05.01 15:31:18 | 2.00615 | 0.01000 | 2007.05.01 17:01:24 | 2.00344 | -2.71 | 10084.16 | IST | SL | -2.71 | 1.30 | 1h 30m |
| 3503 | GBPUSD_TICK_2DST | Sell | 2007.05.03 17:24:30 | 1.98640 | 0.01000 | 2007.05.03 20:00:00 | 1.98820 | -1.80 | 10082.36 | IST | Exit Signal | -2.40 | 0.80 | 2h 35m |
| 3534 | GBPUSD_TICK_2DST | Sell | 2007.05.17 09:31:38 | 1.97615 | 0.01000 | 2007.05.17 12:06:08 | 1.97848 | -2.33 | 10080.03 | IST | SL | -2.33 | 0.00 | 2h 34m |
| 3549 | GBPUSD_TICK_2DST | Buy | 2007.05.23 17:26:24 | 1.98740 | 0.01000 | 2007.05.23 20:42:25 | 1.98538 | -2.02 | 10078.01 | IST | SL | -2.02 | 2.10 | 3h 16m |
| 3584 | GBPUSD_TICK_2DST | Buy | 2007.06.04 15:33:22 | 1.98950 | 0.01000 | 2007.06.05 12:00:00 | 1.99315 | 3.65 | 10081.66 | IST | Exit Signal | -1.05 | 5.30 | 20h 26m |
| 3598 | GBPUSD_TICK_2DST | Sell | 2007.06.08 10:11:26 | 1.97340 | 0.01000 | 2007.06.08 12:00:00 | 1.97050 | 2.90 | 10084.56 | IST | Exit Signal | -1.25 | 6.60 | 1h 48m |
| 3661 | GBPUSD_TICK_2DST | Buy | 2007.06.27 23:51:51 | 1.99960 | 0.01000 | 2007.06.28 04:44:26 | 1.99774 | -1.86 | 10082.70 | IST | SL | -1.86 | 0.70 | 4h 52m |
| 3662 | GBPUSD_TICK_2DST | Buy | 2007.06.28 08:40:30 | 1.99960 | 0.01000 | 2007.06.28 20:00:00 | 2.00130 | 1.70 | 10084.40 | IST | Exit Signal | -0.35 | 4.65 | 11h 19m |
| 3695 | GBPUSD_TICK_2DST | Buy | 2007.07.10 16:41:58 | 2.02060 | 0.01000 | 2007.07.11 20:00:00 | 2.03270 | 12.10 | 10096.50 | IST | Exit Signal | -0.60 | 15.70 | 1d 3h 18m |
| 3723 | GBPUSD_TICK_2DST | Sell | 2007.07.27 13:29:33 | 2.03200 | 0.01000 | 2007.07.27 15:49:09 | 2.03428 | -2.28 | 10094.22 | IST | SL | -2.28 | 4.50 | 2h 19m |
| 3763 | GBPUSD_TICK_2DST | Sell | 2007.08.08 09:13:25 | 2.01820 | 0.01000 | 2007.08.08 10:49:48 | 2.02129 | -3.09 | 10091.13 | IST | SL | -3.09 | 2.40 | 1h 36m |
| 3765 | GBPUSD_TICK_2DST | Sell | 2007.08.10 08:54:47 | 2.01820 | 0.01000 | 2007.08.10 09:46:20 | 2.02163 | -3.43 | 10087.70 | IST | SL | -3.43 | 1.50 | 51m 33s |
| 3831 | GBPUSD_TICK_2DST | Buy | 2007.08.29 14:01:11 | 2.01490 | 0.01000 | 2007.08.29 14:22:57 | 2.01123 | -3.67 | 10084.03 | IST | SL | -3.67 | 0.55 | 21m 46s |
| 3832 | GBPUSD_TICK_2DST | Buy | 2007.08.29 16:28:14 | 2.01490 | 0.01000 | 2007.08.30 10:59:52 | 2.01114 | -3.76 | 10080.27 | IST | SL | -3.76 | 3.50 | 18h 31m |
| 3850 | GBPUSD_TICK_2DST | Buy | 2007.09.06 10:24:37 | 2.02330 | 0.01000 | 2007.09.06 12:00:00 | 2.02530 | 2.00 | 10082.27 | IST | Exit Signal | -0.90 | 2.70 | 1h 35m |
| 3875 | GBPUSD_TICK_2DST | Sell | 2007.09.17 00:31:14 | 2.00425 | 0.01000 | 2007.09.17 03:42:43 | 2.00725 | -3.00 | 10079.27 | IST | SL | -3.00 | 0.00 | 3h 11m |
| 3947 | GBPUSD_TICK_2DST | Sell | 2007.10.12 09:15:54 | 2.02775 | 0.01000 | 2007.10.12 15:40:49 | 2.03100 | -3.25 | 10076.02 | IST | SL | -3.25 | 3.00 | 6h 24m |

| | | | | | | | | | | | | | | |
|------|------------------|------|------------------------|---------|---------|------------------------|---------|--------|----------|-----|-------------|--------|-------|------------------|
| 3955 | GBPUSD_TICK_2DST | Buy | 2007.10.18 15:10:25 | 2.04790 | 0.01000 | 2007.10.18 19:22:19 | 2.04474 | -3.16 | 10072.86 | IST | SL | -3.16 | 3.50 | 4h 11m |
| 3963 | GBPUSD_TICK_2DST | Sell | 2007.10.22 14:47:59 | 2.02865 | 0.01000 | 2007.10.22 14:58:15 | 2.03196 | -3.31 | 10069.55 | IST | SL | -3.31 | 0.00 | 10m 15s |
| 3964 | GBPUSD_TICK_2DST | Sell | 2007.10.22 17:47:24 | 2.02865 | 0.01000 | 2007.10.22 23:14:32 | 2.03225 | -3.60 | 10065.95 | IST | SL | -3.60 | 2.70 | 5h 27m |
| 3966 | GBPUSD_TICK_2DST | Buy | 2007.10.25 13:05:57 | 2.05240 | 0.01000 | 2007.10.25 17:26:26 | 2.04883 | -3.57 | 10062.38 | IST | SL | -3.57 | 2.90 | 4h 20m |
| 4007 | GBPUSD_TICK_2DST | Buy | 2007.11.06 16:07:32 | 2.08965 | 0.01000 | 2007.11.06 17:35:54 | 2.08664 | -3.01 | 10059.37 | IST | SL | -3.01 | 0.95 | 1h 28m |
| 4008 | GBPUSD_TICK_2DST | Buy | 2007.11.07 04:27:00 | 2.08965 | 0.01000 | 2007.11.07 12:00:00 | 2.10380 | 14.15 | 10073.52 | IST | Exit Signal | -0.55 | 14.15 | 7h 33m |
| 4020 | GBPUSD_TICK_2DST | Sell | 2007.11.12 23:57:56 | 2.05285 | 0.01000 | 2007.11.13 02:37:23 | 2.05662 | -3.77 | 10069.75 | IST | SL | -3.77 | 0.20 | 2h 39m |
| 4120 | GBPUSD_TICK_2DST | Sell | 2007.12.14 20:41:02 | 2.01790 | 0.01000 | 2007.12.17 20:00:00 | 2.02125 | -3.35 | 10066.40 | IST | Exit Signal | -3.90 | 7.60 | 2d 23h 18m |
| 4176 | GBPUSD_TICK_2DST | Sell | 2008.01.04 09:29:55 | 1.96933 | 0.01000 | 2008.01.04 11:30:32 | 1.97277 | -3.44 | 10062.96 | IST | SL | -3.44 | 1.78 | 2h 0m |
| 4221 | GBPUSD_TICK_2DST | Sell | 2008.01.21 10:28:00 | 1.94830 | 0.01000 | 2008.01.21 11:58:23 | 1.95242 | -4.12 | 10058.84 | IST | SL | -4.12 | 0.15 | 1h 30m |
| 4231 | GBPUSD_TICK_2DST | Sell | 2008.01.24 09:16:50 | 1.95120 | 0.01000 | 2008.01.24 10:16:33 | 1.95549 | -4.29 | 10054.55 | IST | SL | -4.29 | 1.05 | 59m 42s |
| 4230 | GBPUSD_TICK_2DST | Buy | 2008.01.25 07:12:18 | 1.97915 | 0.01000 | 2008.01.28 04:00:03 | 1.97945 | 0.30 | 10054.85 | IST | Exit Signal | -3.00 | 8.50 | 2d 20h 47m |
| 4317 | GBPUSD_TICK_2DST | Sell | 2008.02.20 15:30:01 | 1.94015 | 0.01000 | 2008.02.20 21:21:22 | 1.94348 | -3.33 | 10051.52 | IST | SL | -3.33 | 3.80 | 5h 51m |
| 4327 | GBPUSD_TICK_2DST | Buy | 2008.02.26 14:28:18 | 1.97380 | 0.01000 | 2008.02.27 20:00:00 | 1.98870 | 14.90 | 10066.42 | IST | Exit Signal | -2.90 | 23.30 | 1d 5h 31m |
| 4367 | GBPUSD_TICK_2DST | Buy | 2008.03.06 10:41:03 | 1.99710 | 0.01000 | 2008.03.06 12:00:00 | 1.99485 | -2.25 | 10064.17 | IST | Exit Signal | -3.10 | 1.00 | 1h 18m |
| 4382 | GBPUSD_TICK_2DST | Buy | 2008.03.12 17:32:38 | 2.02160 | 0.01000 | 2008.03.14 08:00:00 | 2.03400 | 12.40 | 10076.57 | IST | Exit Signal | -2.40 | 17.45 | 1d 14h 27m |
| 4432 | GBPUSD_TICK_2DST | Sell | 2008.04.01 17:42:55 | 1.97350 | 0.01000 | 2008.04.01 18:22:23 | 1.97780 | -4.30 | 10072.27 | IST | SL | -4.30 | 0.45 | 39m 28s |
| 4456 | GBPUSD_TICK_2DST | Sell | 2008.04.08 13:57:00 | 1.97280 | 0.01000 | 2008.04.09 08:00:00 | 1.96595 | 6.85 | 10079.12 | IST | Exit Signal | -0.65 | 7.73 | 18h 2m |
| 4487 | GBPUSD_TICK_2DST | Sell | 2008.04.29 20:25:08 | 1.96760 | 0.01000 | 2008.04.30 16:17:50 | 1.97161 | -4.01 | 10075.11 | IST | SL | -4.01 | 5.15 | 19h 52m |
| 4488 | GBPUSD_TICK_2DST | Sell | 2008.05.05 14:19:16 | 1.96760 | 0.01000 | 2008.05.05 20:00:00 | 1.96825 | -0.65 | 10074.46 | IST | Exit Signal | -2.25 | 1.95 | 5h 40m |
| 4518 | GBPUSD_TICK_2DST | Sell | 2008.05.13 12:50:23 | 1.94590 | 0.01000 | 2008.05.13 15:16:28 | 1.94968 | -3.78 | 10070.68 | IST | SL | -3.78 | 0.65 | 2h 26m |
| 4519 | GBPUSD_TICK_2DST | Sell | 2008.05.13 16:38:08 | 1.94590 | 0.01000 | 2008.05.14 12:00:00 | 1.94300 | 2.90 | 10073.58 | IST | Exit Signal | -3.55 | 6.75 | 19h 21m |
| 4584 | GBPUSD_TICK_2DST | Sell | 2008.06.12 15:30:06 | 1.94610 | 0.01000 | 2008.06.13 12:00:00 | 1.94735 | -1.25 | 10072.33 | IST | Exit Signal | -2.95 | 3.00 | 20h 29m |
| 4622 | GBPUSD_TICK_2DST | Buy | 2008.06.26 11:30:29 | 1.97910 | 0.01000 | 2008.06.26 12:12:23 | 1.97604 | -3.06 | 10069.27 | IST | SL | -3.06 | 0.60 | 41m 54s |
| 4677 | GBPUSD_TICK_2DST | Buy | 2008.07.15 10:24:50 | 2.00065 | 0.01000 | 2008.07.16 04:00:02 | 2.00385 | 3.20 | 10072.47 | IST | Exit Signal | -0.15 | 14.85 | 17h 35m |
| 4772 | GBPUSD_TICK_2DST | Sell | 2008.08.22 18:32:15 | 1.85120 | 0.01000 | 2008.08.22 19:07:06 | 1.85548 | -4.28 | 10068.19 | IST | SL | -4.28 | 0.50 | 34m 51s |
| 4773 | GBPUSD_TICK_2DST | Sell | 2008.08.22 21:21:31 | 1.85120 | 0.01000 | 2008.08.25 15:38:56 | 1.85553 | -4.33 | 10063.86 | IST | SL | -4.33 | 10.50 | 2d 18h 17m |
| 4790 | GBPUSD_TICK_2DST | Sell | 2008.09.09 00:10:49 | 1.75360 | 0.01000 | 2008.09.09 01:55:01 | 1.75983 | -6.23 | 10057.63 | IST | SL | -6.23 | 0.00 | 1h 44m |
| 4791 | GBPUSD_TICK_2DST | Sell | 2008.09.09 04:26:09 | 1.75360 | 0.01000 | 2008.09.09 09:47:53 | 1.75981 | -6.21 | 10051.42 | IST | SL | -6.21 | 2.90 | 5h 21m |
| 4800 | GBPUSD_TICK_2DST | Sell | 2008.09.10 23:12:19 | 1.75360 | 0.01000 | 2008.09.12 00:15:19 | 1.75963 | -6.03 | 10045.39 | IST | SL | -6.03 | 9.00 | 1d 1h 2m |
| 4813 | GBPUSD_TICK_2DST | Buy | 2008.09.26 20:03:08 | 1.83860 | 0.01000 | 2008.09.29 00:29:57 | 1.83201 | -6.59 | 10038.80 | IST | SL | -6.59 | 6.60 | 2d 4h 26m |
| 4866 | GBPUSD_TICK_2DST | Sell | 2008.10.21 18:46:33 | 1.69190 | 0.01000 | 2008.10.23 04:00:01 | 1.62360 | 68.30 | 10107.10 | IST | Exit Signal | -3.20 | 77.95 | 1d 9h 13m |
| 4920 | GBPUSD_TICK_2DST | Sell | 2008.11.11 12:50:03 | 1.55305 | 0.01000 | 2008.11.11 15:04:48 | 1.56371 | -10.66 | 10096.44 | IST | SL | -10.66 | 2.25 | 2h 14m |
| 5078 | GBPUSD_TICK_2DST | Sell | 2009.01.02 09:12:47 | 1.45585 | 0.01000 | 2009.01.05 18:54:41 | 1.46221 | -6.36 | 10090.08 | IST | SL | -6.36 | 17.90 | 3d 9h 41m |
| 5116 | GBPUSD_TICK_2DST | Sell | 2009.01.19 16:32:10 | 1.44680 | 0.01000 | 2009.01.19 17:49:08 | 1.45470 | -7.90 | 10082.18 | IST | SL | -7.90 | 1.60 | 1h 16m |
| 5117 | GBPUSD_TICK_2DST | Sell | 2009.01.19 21:52:38 | 1.44680 | 0.01000 | 2009.01.21 08:00:03 | 1.39835 | 48.45 | 10130.63 | IST | Exit Signal | -0.75 | 65.25 | 1d 10h 7m |
| 5234 | GBPUSD_TICK_2DST | Sell | 2009.03.02 14:25:08 | 1.40925 | 0.01000 | 2009.03.03 12:00:01 | 1.40810 | 1.15 | 10131.78 | IST | Exit Signal | -6.65 | 13.40 | 21h 34m |
| 5257 | GBPUSD_TICK_2DST | Sell | 2009.03.06 18:08:00 | 1.41100 | 0.01000 | 2009.03.09 02:00:59 | 1.41669 | -5.69 | 10126.09 | IST | SL | -5.69 | 6.90 | 2d 7h 52m |

| | | | | | | | | | | | | | | |
|------|------------------|------|------------------------|---------|---------|------------------------|---------|-------|----------|-----|-------------|-------|-------|------------------|
| 7526 | GBPUSD_TICK_2DST | Sell | 21:26:23 | 1.62607 | 0.01000 | 08:00:00 | 1.62613 | -0.06 | 10184.80 | IST | Exit Signal | -3.33 | 3.09 | 33m |
| 7525 | GBPUSD_TICK_2DST | Buy | 2011.08.08 00:00:00 | 1.64700 | 0.01000 | 2011.08.08 00:22:17 | 1.64366 | -3.34 | 10181.46 | IST | SL | -3.34 | 0.49 | 22m 16s |
| 7542 | GBPUSD_TICK_2DST | Buy | 2011.08.16 20:50:51 | 1.64746 | 0.01000 | 2011.08.17 03:02:14 | 1.64355 | -3.91 | 10177.55 | IST | SL | -3.91 | 0.10 | 6h 11m |
| 7612 | GBPUSD_TICK_2DST | Sell | 2011.09.19 03:16:00 | 1.57060 | 0.01000 | 2011.09.19 10:01:39 | 1.57389 | -3.29 | 10174.26 | IST | SL | -3.29 | 2.05 | 6h 45m |
| 7613 | GBPUSD_TICK_2DST | Sell | 2011.09.19 14:22:16 | 1.57060 | 0.01000 | 2011.09.20 00:00:00 | 1.57049 | 0.11 | 10174.37 | IST | Exit Signal | -2.07 | 7.21 | 9h 37m |
| 7648 | GBPUSD_TICK_2DST | Sell | 2011.10.03 23:53:54 | 1.54318 | 0.01000 | 2011.10.04 20:00:00 | 1.53928 | 3.90 | 10178.27 | IST | Exit Signal | -3.54 | 9.05 | 20h 6m |
| 7697 | GBPUSD_TICK_2DST | Buy | 2011.10.21 14:06:17 | 1.58518 | 0.01000 | 2011.10.24 00:00:42 | 1.59305 | 7.87 | 10186.14 | IST | Exit Signal | -0.23 | 12.13 | 2d 9h 54m |
| 7713 | GBPUSD_TICK_2DST | Sell | 2011.11.01 14:48:55 | 1.58904 | 0.01000 | 2011.11.01 15:10:26 | 1.59253 | -3.49 | 10182.65 | IST | SL | -3.49 | 0.00 | 21m 30s |
| 7737 | GBPUSD_TICK_2DST | Sell | 2011.11.10 17:48:39 | 1.58760 | 0.01000 | 2011.11.10 18:17:51 | 1.59113 | -3.53 | 10179.12 | IST | SL | -3.53 | 0.63 | 29m 12s |
| 7814 | GBPUSD_TICK_2DST | Sell | 2011.12.13 22:34:46 | 1.54589 | 0.01000 | 2011.12.14 00:18:30 | 1.54905 | -3.16 | 10175.96 | IST | SL | -3.16 | 0.72 | 1h 43m |
| 7829 | GBPUSD_TICK_2DST | Buy | 2011.12.21 12:29:36 | 1.57694 | 0.01000 | 2011.12.21 12:51:45 | 1.57388 | -3.06 | 10172.90 | IST | SL | -3.06 | 0.43 | 22m 9s |
| 7857 | GBPUSD_TICK_2DST | Sell | 2011.12.28 18:00:13 | 1.54645 | 0.01000 | 2011.12.29 20:00:00 | 1.53998 | 6.47 | 10179.37 | IST | Exit Signal | -2.65 | 10.16 | 1d 1h 59m |
| 7879 | GBPUSD_TICK_2DST | Sell | 2012.01.11 16:33:29 | 1.53617 | 0.01000 | 2012.01.11 20:00:00 | 1.53317 | 3.00 | 10182.37 | IST | Exit Signal | -1.02 | 5.17 | 3h 26m |
| 7909 | GBPUSD_TICK_2DST | Buy | 2012.01.20 09:35:05 | 1.55002 | 0.01000 | 2012.01.20 10:34:05 | 1.54750 | -2.52 | 10179.85 | IST | SL | -2.52 | 0.06 | 58m 59s |
| 7939 | GBPUSD_TICK_2DST | Buy | 2012.01.31 05:00:46 | 1.57390 | 0.01000 | 2012.02.01 09:28:40 | 1.57145 | -2.45 | 10177.40 | IST | SL | -2.45 | 5.71 | 1d 4h 27m |
| 7955 | GBPUSD_TICK_2DST | Buy | 2012.02.07 18:04:59 | 1.58826 | 0.01000 | 2012.02.08 16:00:00 | 1.58858 | 0.32 | 10177.72 | IST | Exit Signal | -1.36 | 4.55 | 21h 55m |
| 7956 | GBPUSD_TICK_2DST | Sell | 2012.02.14 21:29:10 | 1.56536 | 0.01000 | 2012.02.14 22:50:01 | 1.56787 | -2.51 | 10175.21 | IST | SL | -2.51 | 0.81 | 1h 20m |
| 8012 | GBPUSD_TICK_2DST | Buy | 2012.02.24 16:52:10 | 1.58618 | 0.01000 | 2012.02.24 20:00:00 | 1.58701 | 0.83 | 10176.04 | IST | Exit Signal | -1.50 | 1.63 | 3h 7m |
| 8063 | GBPUSD_TICK_2DST | Buy | 2012.03.19 13:46:21 | 1.58815 | 0.01000 | 2012.03.19 15:53:55 | 1.58570 | -2.45 | 10173.59 | IST | SL | -2.45 | 0.88 | 2h 7m |
| 8087 | GBPUSD_TICK_2DST | Buy | 2012.03.23 16:41:42 | 1.58607 | 0.01000 | 2012.03.26 04:00:00 | 1.58688 | 0.81 | 10174.40 | IST | Exit Signal | -0.29 | 2.67 | 2d 11h 18m |
| 8135 | GBPUSD_TICK_2DST | Buy | 2012.04.18 11:36:59 | 1.59842 | 0.01000 | 2012.04.19 12:00:00 | 1.60562 | 7.20 | 10181.60 | IST | Exit Signal | -2.17 | 9.29 | 1d 0h 23m |
| 8211 | GBPUSD_TICK_2DST | Sell | 2012.05.29 18:44:00 | 1.56300 | 0.01000 | 2012.05.31 20:00:00 | 1.54174 | 21.26 | 10202.86 | IST | Exit Signal | -1.90 | 26.83 | 2d 1h 16m |
| 8295 | GBPUSD_TICK_2DST | Sell | 2012.07.06 18:29:23 | 1.54846 | 0.01000 | 2012.07.09 10:17:46 | 1.55102 | -2.56 | 10200.30 | IST | SL | -2.56 | 2.30 | 2d 15h 48m |
| 8341 | GBPUSD_TICK_2DST | Sell | 2012.07.23 15:31:15 | 1.55165 | 0.01000 | 2012.07.24 12:00:00 | 1.55124 | 0.41 | 10200.71 | IST | Exit Signal | -1.99 | 3.04 | 20h 28m |
| 8355 | GBPUSD_TICK_2DST | Buy | 2012.07.27 13:51:31 | 1.57369 | 0.01000 | 2012.07.27 14:57:01 | 1.57097 | -2.72 | 10197.99 | IST | SL | -2.72 | 0.93 | 1h 5m |
| 8399 | GBPUSD_TICK_2DST | Buy | 2012.08.21 10:29:47 | 1.57439 | 0.01000 | 2012.08.22 04:00:02 | 1.57727 | 2.88 | 10200.87 | IST | Exit Signal | -0.48 | 6.00 | 17h 30m |
| 8431 | GBPUSD_TICK_2DST | Buy | 2012.09.05 15:03:16 | 1.59121 | 0.01000 | 2012.09.05 16:44:23 | 1.58939 | -1.82 | 10199.05 | IST | SL | -1.82 | 2.15 | 1h 41m |
| 8477 | GBPUSD_TICK_2DST | Buy | 2012.09.21 07:21:06 | 1.62550 | 0.01000 | 2012.09.21 10:28:36 | 1.62360 | -1.90 | 10197.15 | IST | SL | -1.90 | 1.18 | 3h 7m |
| 8520 | GBPUSD_TICK_2DST | Sell | 2012.10.08 12:50:59 | 1.60660 | 0.01000 | 2012.10.09 20:00:01 | 1.59986 | 6.74 | 10203.89 | IST | Exit Signal | -0.08 | 8.91 | 1d 7h 9m |
| 8558 | GBPUSD_TICK_2DST | Sell | 2012.10.23 15:33:43 | 1.59756 | 0.01000 | 2012.10.23 16:00:00 | 1.59545 | 2.11 | 10206.00 | IST | Exit Signal | 0.00 | 3.75 | 26m 16s |
| 8588 | GBPUSD_TICK_2DST | Buy | 2012.11.01 10:08:56 | 1.61427 | 0.01000 | 2012.11.01 12:00:00 | 1.61566 | 1.39 | 10207.39 | IST | Exit Signal | -0.29 | 2.47 | 1h 51m |
| 8652 | GBPUSD_TICK_2DST | Buy | 2012.11.30 09:12:18 | 1.60507 | 0.01000 | 2012.11.30 11:52:09 | 1.60340 | -1.67 | 10205.72 | IST | SL | -1.67 | 1.09 | 2h 39m |
| 8673 | GBPUSD_TICK_2DST | Buy | 2012.12.12 11:13:05 | 1.61305 | 0.01000 | 2012.12.12 12:00:00 | 1.61309 | 0.04 | 10205.76 | IST | Exit Signal | -1.25 | 0.16 | 46m 54s |
| 8731 | GBPUSD_TICK_2DST | Buy | 2012.12.31 16:08:57 | 1.62057 | 0.01000 | 2012.12.31 20:00:00 | 1.62406 | 3.49 | 10209.25 | IST | Exit Signal | -0.15 | 6.77 | 3h 51m |
| 8746 | GBPUSD_TICK_2DST | Sell | 2013.01.04 00:43:29 | 1.60663 | 0.01000 | 2013.01.04 00:55:34 | 1.60893 | -2.30 | 10206.95 | IST | SL | -2.30 | 0.60 | 12m 4s |
| 8776 | GBPUSD_TICK_2DST | Sell | 2013.01.16 14:45:29 | 1.59920 | 0.01000 | 2013.01.17 03:07:18 | 1.60156 | -2.36 | 10204.59 | IST | SL | -2.36 | 1.56 | 12h 21m |
| 8826 | GBPUSD_TICK_2DST | Sell | 2013.02.01 17:30:28 | 1.57455 | 0.01000 | 2013.02.04 21:04:05 | 1.57676 | -2.21 | 10202.38 | IST | SL | -2.21 | 5.40 | 3d 3h 33m |
| 8841 | GBPUSD_TICK_2DST | Sell | 2013.02.12 10:46:03 | 1.56300 | 0.01000 | 2013.02.12 12:00:00 | 1.55855 | 4.45 | 10206.83 | IST | Exit Signal | -0.14 | 5.55 | 1h 13m |
| 8893 | GBPUSD_TICK_2DST | Sell | 2013.03.01 11:28:01 | 1.51300 | 0.01000 | 2013.03.01 20:00:00 | 1.50437 | 8.63 | 10215.46 | IST | Exit Signal | -0.58 | 14.34 | 8h 31m |

| | | | | | | | | | | | | | | |
|-------|------------------|------|------------------------|---------|---------|------------------------|---------|-------|----------|-----|-------------|-------|-------|------------------|
| 8901 | GBPUSD_TICK_2DST | Sell | 2013.03.07 00:34:09 | 1.49853 | 0.01000 | 2013.03.07 08:25:19 | 1.50136 | -2.83 | 10212.63 | IST | SL | -2.83 | 1.68 | 7h 51m |
| 8955 | GBPUSD_TICK_2DST | Buy | 2013.04.02 06:26:23 | 1.52474 | 0.01000 | 2013.04.02 09:20:17 | 1.52246 | -2.28 | 10210.35 | IST | SL | -2.28 | 1.09 | 2h 53m |
| 8964 | GBPUSD_TICK_2DST | Sell | 2013.04.03 03:55:15 | 1.50923 | 0.01000 | 2013.04.03 10:56:38 | 1.51128 | -2.05 | 10208.30 | IST | SL | -2.05 | 1.61 | 7h 1m |
| 8971 | GBPUSD_TICK_2DST | Buy | 2013.04.05 15:30:33 | 1.52599 | 0.01000 | 2013.04.05 16:00:00 | 1.53075 | 4.76 | 10213.06 | IST | Exit Signal | -0.46 | 6.66 | 29m 27s |
| 9001 | GBPUSD_TICK_2DST | Sell | 2013.04.17 14:59:02 | 1.52397 | 0.01000 | 2013.04.17 18:43:23 | 1.52608 | -2.11 | 10210.95 | IST | SL | -2.11 | 2.26 | 3h 44m |
| 9036 | GBPUSD_TICK_2DST | Buy | 2013.04.25 11:30:22 | 1.53847 | 0.01000 | 2013.04.26 08:00:01 | 1.54560 | 7.13 | 10218.08 | IST | Exit Signal | -0.24 | 9.50 | 20h 29m |
| 9119 | GBPUSD_TICK_2DST | Sell | 2013.05.29 08:42:19 | 1.50133 | 0.01000 | 2013.05.29 09:17:12 | 1.50384 | -2.51 | 10215.57 | IST | SL | -2.51 | 0.45 | 34m 52s |
| 9146 | GBPUSD_TICK_2DST | Buy | 2013.06.17 15:15:01 | 1.57373 | 0.01000 | 2013.06.17 18:00:20 | 1.57103 | -2.70 | 10212.87 | IST | SL | -2.70 | 1.42 | 2h 45m |
| 9147 | GBPUSD_TICK_2DST | Buy | 2013.06.17 22:58:22 | 1.57373 | 0.01000 | 2013.06.18 04:32:14 | 1.57102 | -2.71 | 10210.16 | IST | SL | -2.71 | 0.08 | 5h 33m |
| 9174 | GBPUSD_TICK_2DST | Sell | 2013.07.04 14:02:00 | 1.51654 | 0.01000 | 2013.07.05 12:00:00 | 1.49936 | 17.18 | 10227.34 | IST | Exit Signal | -0.40 | 19.41 | 21h 57m |
| 9227 | GBPUSD_TICK_2DST | Sell | 2013.07.30 17:20:22 | 1.52576 | 0.01000 | 2013.07.31 00:00:00 | 1.52383 | 1.93 | 10229.27 | IST | Exit Signal | -0.55 | 3.33 | 6h 39m |
| 9244 | GBPUSD_TICK_2DST | Buy | 2013.08.07 13:32:44 | 1.54344 | 0.01000 | 2013.08.08 12:00:00 | 1.55074 | 7.30 | 10236.57 | IST | Exit Signal | -2.89 | 9.67 | 22h 27m |
| 9279 | GBPUSD_TICK_2DST | Buy | 2013.08.15 11:30:02 | 1.55741 | 0.01000 | 2013.08.15 15:33:30 | 1.55492 | -2.49 | 10234.08 | IST | SL | -2.49 | 2.01 | 4h 3m |
| 9280 | GBPUSD_TICK_2DST | Buy | 2013.08.15 18:39:02 | 1.55741 | 0.01000 | 2013.08.16 08:00:00 | 1.56263 | 5.22 | 10239.30 | IST | Exit Signal | -0.54 | 7.78 | 13h 20m |
| 9395 | GBPUSD_TICK_2DST | Buy | 2013.09.30 01:53:07 | 1.61631 | 0.01000 | 2013.09.30 04:00:00 | 1.61676 | 0.45 | 10239.75 | IST | Exit Signal | -1.10 | 1.80 | 2h 6m |
| 9439 | GBPUSD_TICK_2DST | Sell | 2013.10.16 18:13:04 | 1.59139 | 0.01000 | 2013.10.16 20:12:49 | 1.59355 | -2.16 | 10237.59 | IST | SL | -2.16 | 1.91 | 1h 59m |
| 9440 | GBPUSD_TICK_2DST | Buy | 2013.10.17 16:11:54 | 1.61243 | 0.01000 | 2013.10.18 12:00:00 | 1.61857 | 6.14 | 10243.73 | IST | Exit Signal | -0.12 | 6.93 | 19h 48m |
| 9460 | GBPUSD_TICK_2DST | Buy | 2013.10.25 07:00:27 | 1.62250 | 0.01000 | 2013.10.25 10:03:41 | 1.62014 | -2.36 | 10241.37 | IST | SL | -2.36 | 2.17 | 3h 3m |
| 9508 | GBPUSD_TICK_2DST | Sell | 2013.11.12 11:29:50 | 1.59087 | 0.01000 | 2013.11.12 16:50:33 | 1.59328 | -2.41 | 10238.96 | IST | SL | -2.41 | 5.40 | 5h 20m |
| 9518 | GBPUSD_TICK_2DST | Buy | 2013.11.15 16:00:24 | 1.61177 | 0.01000 | 2013.11.15 17:53:47 | 1.60924 | -2.53 | 10236.43 | IST | SL | -2.53 | 1.65 | 1h 53m |
| 9551 | GBPUSD_TICK_2DST | Buy | 2013.11.27 05:43:23 | 1.62259 | 0.01000 | 2013.11.27 09:35:02 | 1.62047 | -2.12 | 10234.31 | IST | SL | -2.12 | 0.45 | 3h 51m |
| 9576 | GBPUSD_TICK_2DST | Buy | 2013.12.06 16:04:42 | 1.63841 | 0.01000 | 2013.12.06 16:11:21 | 1.63612 | -2.29 | 10232.02 | IST | SL | -2.29 | 0.87 | 6m 39s |
| 9584 | GBPUSD_TICK_2DST | Buy | 2013.12.10 04:10:43 | 1.64418 | 0.01000 | 2013.12.10 16:00:00 | 1.64456 | 0.38 | 10232.40 | IST | Exit Signal | -2.12 | 2.39 | 11h 49m |
| 9591 | GBPUSD_TICK_2DST | Sell | 2013.12.13 12:17:11 | 1.62921 | 0.01000 | 2013.12.16 08:00:00 | 1.63018 | -0.97 | 10231.43 | IST | Exit Signal | -1.76 | 2.89 | 2d 19h 42m |
| 9607 | GBPUSD_TICK_2DST | Buy | 2013.12.18 21:35:02 | 1.64657 | 0.01000 | 2013.12.18 21:42:31 | 1.64440 | -2.17 | 10229.26 | IST | SL | -2.17 | 1.79 | 7m 29s |
| 9626 | GBPUSD_TICK_2DST | Buy | 2013.12.27 10:05:16 | 1.64836 | 0.01000 | 2013.12.27 12:00:00 | 1.64866 | 0.30 | 10229.56 | IST | Exit Signal | -0.45 | 2.05 | 1h 54m |
| 9669 | GBPUSD_TICK_2DST | Sell | 2014.01.10 15:29:51 | 1.63950 | 0.01000 | 2014.01.10 15:30:01 | 1.64160 | -2.10 | 10227.46 | IST | SL | -2.10 | 1.08 | 9s |
| 9677 | GBPUSD_TICK_2DST | Sell | 2014.01.15 15:35:26 | 1.63370 | 0.01000 | 2014.01.15 18:32:11 | 1.63611 | -2.41 | 10225.05 | IST | SL | -2.41 | 1.41 | 2h 56m |
| 9693 | GBPUSD_TICK_2DST | Buy | 2014.01.22 11:30:05 | 1.65170 | 0.01000 | 2014.01.22 12:00:00 | 1.65501 | 3.31 | 10228.36 | IST | Exit Signal | -0.27 | 3.48 | 29m 54s |
| 9724 | GBPUSD_TICK_2DST | Sell | 2014.02.03 09:44:38 | 1.63949 | 0.01000 | 2014.02.03 12:00:00 | 1.63460 | 4.89 | 10233.25 | IST | Exit Signal | -1.84 | 4.94 | 2h 15m |
| 9820 | GBPUSD_TICK_2DST | Buy | 2014.03.06 19:03:16 | 1.67690 | 0.01000 | 2014.03.06 21:36:39 | 1.67459 | -2.31 | 10230.94 | IST | SL | -2.31 | 0.84 | 2h 33m |
| 9830 | GBPUSD_TICK_2DST | Sell | 2014.03.10 13:48:59 | 1.66410 | 0.01000 | 2014.03.10 20:00:00 | 1.66440 | -0.30 | 10230.64 | IST | Exit Signal | -0.95 | 1.85 | 6h 11m |
| 9899 | GBPUSD_TICK_2DST | Buy | 2014.04.08 11:30:02 | 1.66837 | 0.01000 | 2014.04.08 12:00:00 | 1.67069 | 2.32 | 10232.96 | IST | Exit Signal | -0.45 | 2.93 | 29m 58s |
| 9926 | GBPUSD_TICK_2DST | Buy | 2014.04.17 03:18:24 | 1.68200 | 0.01000 | 2014.04.17 04:00:01 | 1.68320 | 1.20 | 10234.16 | IST | Exit Signal | -0.02 | 1.68 | 41m 37s |
| 9960 | GBPUSD_TICK_2DST | Buy | 2014.04.28 10:27:35 | 1.68392 | 0.01000 | 2014.04.28 17:09:26 | 1.68258 | -1.34 | 10232.82 | IST | SL | -1.34 | 1.84 | 6h 41m |
| 9969 | GBPUSD_TICK_2DST | Buy | 2014.05.06 10:17:05 | 1.69196 | 0.01000 | 2014.05.07 12:00:00 | 1.69700 | 5.04 | 10237.86 | IST | Exit Signal | -0.49 | 7.65 | 1d 1h 42m |
| 9976 | GBPUSD_TICK_2DST | Sell | 2014.05.14 12:31:10 | 1.67773 | 0.01000 | 2014.05.14 12:41:05 | 1.67913 | -1.40 | 10236.46 | IST | SL | -1.40 | 1.83 | 9m 54s |
| 10020 | GBPUSD_TICK_2DST | Sell | 2014.05.28 16:23:30 | 1.67320 | 0.01000 | 2014.05.29 12:00:00 | 1.67362 | -0.42 | 10236.04 | IST | Exit Signal | -0.74 | 3.84 | 19h 36m |
| 10074 | GBPUSD_TICK_2DST | Buy | 2014.06.12 18:00:45 | 1.68451 | 0.01000 | 2014.06.12 19:10:43 | 1.68304 | -1.47 | 10234.57 | IST | SL | -1.47 | 1.44 | 1h 9m |
| 10117 | GBPUSD_TICK_2DST | Buy | 2014.06.30 17:20:03 | 1.70625 | 0.01000 | 2014.07.01 16:00:00 | 1.71455 | 8.30 | 10242.87 | IST | Exit Signal | -0.10 | 9.29 | 22h 39m |
| 10161 | GBPUSD_TICK_2DST | Buy | 2014.07.15 15:09:24 | 1.71678 | 0.01000 | 2014.07.15 17:46:16 | 1.71533 | -1.45 | 10241.42 | IST | SL | -1.45 | 2.32 | 2h 36m |
| 10166 | GBPUSD_TICK_2DST | Sell | 2014.07.18 | 1.70851 | 0.01000 | 2014.07.18 | 1.71009 | -1.58 | 10239.84 | IST | SL | -1.58 | 0.10 | 5h |

| | | | | | | | | | | | | | | |
|-------|------------------|------|------------------------|---------|---------|------------------------|---------|-------|----------|-----|-------------|-------|-------|------------------|
| | | | 01:47:03 | | | 07:22:44 | | | | | | | | 35m |
| 10215 | GBPUSD_TICK_2DST | Sell | 2014.08.08 03:50:17 | 1.68140 | 0.01000 | 2014.08.08 09:47:21 | 1.68272 | -1.32 | 10238.52 | IST | SL | -1.32 | 1.17 | 5h 57m |
| 10374 | GBPUSD_TICK_2DST | Sell | 2014.10.14 12:00:57 | 1.59535 | 0.01000 | 2014.10.15 08:00:01 | 1.59024 | 5.11 | 10243.63 | IST | Exit Signal | -2.15 | 7.53 | 19h 59m |
| 10419 | GBPUSD_TICK_2DST | Sell | 2014.10.30 02:04:23 | 1.59944 | 0.01000 | 2014.10.30 16:09:37 | 1.60176 | -2.32 | 10241.31 | IST | SL | -2.32 | 4.22 | 14h 5m |
| 10491 | GBPUSD_TICK_2DST | Sell | 2014.12.01 02:32:57 | 1.55897 | 0.01000 | 2014.12.01 03:54:04 | 1.56135 | -2.38 | 10238.93 | IST | SL | -2.38 | 0.35 | 1h 21m |
| 10500 | GBPUSD_TICK_2DST | Sell | 2014.12.05 16:32:41 | 1.56139 | 0.01000 | 2014.12.08 16:06:00 | 1.56383 | -2.44 | 10236.49 | IST | SL | -2.44 | 7.19 | 2d 23h 33m |
| 10526 | GBPUSD_TICK_2DST | Sell | 2014.12.23 13:20:17 | 1.55412 | 0.01000 | 2014.12.23 13:53:43 | 1.55700 | -2.88 | 10233.61 | IST | SL | -2.88 | 0.31 | 33m 26s |
| 10556 | GBPUSD_TICK_2DST | Sell | 2014.12.26 15:19:41 | 1.55417 | 0.01000 | 2014.12.26 16:09:23 | 1.55633 | -2.16 | 10231.45 | IST | SL | -2.16 | 0.33 | 49m 41s |
| 10561 | GBPUSD_TICK_2DST | Sell | 2015.01.02 11:40:55 | 1.54858 | 0.01000 | 2015.01.05 20:00:00 | 1.52265 | 25.93 | 10257.38 | IST | Exit Signal | -0.22 | 32.00 | 3d 8h 19m |
| 10613 | GBPUSD_TICK_2DST | Sell | 2015.01.20 03:01:34 | 1.50752 | 0.01000 | 2015.01.20 04:00:00 | 1.50735 | 0.17 | 10257.55 | IST | Exit Signal | -0.22 | 1.70 | 58m 26s |
| 10622 | GBPUSD_TICK_2DST | Sell | 2015.01.22 17:55:29 | 1.50752 | 0.01000 | 2015.01.23 04:00:02 | 1.50162 | 5.90 | 10263.45 | IST | Exit Signal | -1.96 | 10.21 | 10h 4m |
| 10628 | GBPUSD_TICK_2DST | Buy | 2015.01.27 17:38:57 | 1.52122 | 0.01000 | 2015.01.27 23:45:24 | 1.51828 | -2.94 | 10260.51 | IST | SL | -2.94 | 1.13 | 6h 6m |
| 10652 | GBPUSD_TICK_2DST | Buy | 2015.02.04 14:24:27 | 1.52235 | 0.01000 | 2015.02.04 16:00:00 | 1.52239 | 0.04 | 10260.55 | IST | Exit Signal | -0.94 | 2.66 | 1h 35m |
| 10671 | GBPUSD_TICK_2DST | Buy | 2015.02.12 14:13:21 | 1.53521 | 0.01000 | 2015.02.12 20:00:00 | 1.53692 | 1.71 | 10262.26 | IST | Exit Signal | -0.92 | 3.92 | 5h 46m |
| 10683 | GBPUSD_TICK_2DST | Buy | 2015.02.25 02:22:41 | 1.54794 | 0.01000 | 2015.02.25 04:00:00 | 1.54711 | -0.83 | 10261.43 | IST | Exit Signal | -1.48 | 0.00 | 1h 37m |
| 10689 | GBPUSD_TICK_2DST | Sell | 2015.03.04 16:03:52 | 1.53160 | 0.01000 | 2015.03.05 16:00:00 | 1.52289 | 8.71 | 10270.14 | IST | Exit Signal | -0.92 | 9.71 | 23h 56m |
| 10719 | GBPUSD_TICK_2DST | Sell | 2015.03.18 11:30:51 | 1.47000 | 0.01000 | 2015.03.18 12:00:00 | 1.46746 | 2.54 | 10272.68 | IST | Exit Signal | -0.72 | 3.60 | 29m 8s |
| 10752 | GBPUSD_TICK_2DST | Sell | 2015.03.30 13:59:46 | 1.47963 | 0.01000 | 2015.03.30 20:07:39 | 1.48314 | -3.51 | 10269.17 | IST | SL | -3.51 | 4.26 | 6h 7m |
| 10771 | GBPUSD_TICK_2DST | Sell | 2015.04.09 17:36:29 | 1.47394 | 0.01000 | 2015.04.09 20:00:00 | 1.47346 | 0.48 | 10269.65 | IST | Exit Signal | -2.07 | 2.58 | 2h 23m |
| 10785 | GBPUSD_TICK_2DST | Buy | 2015.04.17 10:22:14 | 1.49810 | 0.01000 | 2015.04.17 16:00:00 | 1.49928 | 1.18 | 10270.83 | IST | Exit Signal | -1.86 | 7.25 | 5h 37m |
| 10846 | GBPUSD_TICK_2DST | Buy | 2015.05.08 06:01:48 | 1.54978 | 0.01000 | 2015.05.08 06:30:08 | 1.54617 | -3.61 | 10267.22 | IST | SL | -3.61 | 0.00 | 28m 20s |
| 10924 | GBPUSD_TICK_2DST | Sell | 2015.06.05 15:30:02 | 1.52361 | 0.01000 | 2015.06.05 15:31:34 | 1.52656 | -2.95 | 10264.27 | IST | SL | -2.95 | 1.13 | 1m 32s |
| 10925 | GBPUSD_TICK_2DST | Sell | 2015.06.08 11:50:34 | 1.52361 | 0.01000 | 2015.06.08 12:00:00 | 1.52312 | 0.49 | 10264.76 | IST | Exit Signal | -0.47 | 1.23 | 9m 26s |
| 10927 | GBPUSD_TICK_2DST | Buy | 2015.06.10 10:26:18 | 1.54415 | 0.01000 | 2015.06.10 11:30:00 | 1.54112 | -3.03 | 10261.73 | IST | SL | -3.03 | 2.92 | 1h 3m |
| 11041 | GBPUSD_TICK_2DST | Buy | 2015.07.29 16:51:42 | 1.56706 | 0.01000 | 2015.07.29 18:01:23 | 1.56460 | -2.46 | 10259.27 | IST | SL | -2.46 | 1.92 | 1h 9m |
| 11057 | GBPUSD_TICK_2DST | Sell | 2015.08.06 14:48:43 | 1.54667 | 0.01000 | 2015.08.06 14:52:53 | 1.54921 | -2.54 | 10256.73 | IST | SL | -2.54 | 0.00 | 4m 10s |
| 11070 | GBPUSD_TICK_2DST | Buy | 2015.08.12 18:03:26 | 1.56510 | 0.01000 | 2015.08.12 20:00:00 | 1.56462 | -0.48 | 10256.25 | IST | Exit Signal | -2.00 | 0.91 | 1h 56m |
| 11101 | GBPUSD_TICK_2DST | Sell | 2015.08.26 15:31:13 | 1.55621 | 0.01000 | 2015.08.26 20:00:00 | 1.54892 | 7.29 | 10263.54 | IST | Exit Signal | -2.49 | 9.40 | 4h 28m |
| 11167 | GBPUSD_TICK_2DST | Buy | 2015.09.16 17:02:35 | 1.54754 | 0.01000 | 2015.09.17 12:00:02 | 1.55028 | 2.74 | 10266.28 | IST | Exit Signal | 0.00 | 5.28 | 18h 57m |
| 11180 | GBPUSD_TICK_2DST | Sell | 2015.09.23 10:16:15 | 1.53295 | 0.01000 | 2015.09.23 12:00:00 | 1.53401 | -1.06 | 10265.22 | IST | Exit Signal | -2.01 | 3.09 | 1h 43m |
| 11212 | GBPUSD_TICK_2DST | Sell | 2015.10.02 06:04:56 | 1.51352 | 0.01000 | 2015.10.02 11:30:00 | 1.51588 | -2.36 | 10262.86 | IST | SL | -2.36 | 0.00 | 5h 25m |
| 11250 | GBPUSD_TICK_2DST | Buy | 2015.10.14 15:24:23 | 1.53831 | 0.01000 | 2015.10.15 16:00:00 | 1.54303 | 4.72 | 10267.58 | IST | Exit Signal | -0.79 | 12.39 | 1d 0h 35m |
| 11272 | GBPUSD_TICK_2DST | Buy | 2015.10.22 11:30:01 | 1.55084 | 0.01000 | 2015.10.22 11:36:56 | 1.54876 | -2.08 | 10265.50 | IST | SL | -2.08 | 0.00 | 6m 54s |
| 11312 | GBPUSD_TICK_2DST | Sell | 2015.11.05 15:44:16 | 1.52421 | 0.01000 | 2015.11.05 16:00:00 | 1.52365 | 0.56 | 10266.06 | IST | Exit Signal | -0.36 | 1.32 | 15m 44s |
| 11408 | GBPUSD_TICK_2DST | Sell | 2015.12.02 13:58:54 | 1.50297 | 0.01000 | 2015.12.03 12:00:00 | 1.49345 | 9.52 | 10275.58 | IST | Exit Signal | -1.02 | 13.36 | 22h 1m |
| 11438 | GBPUSD_TICK_2DST | Sell | 2015.12.17 04:02:59 | 1.49567 | 0.01000 | 2015.12.17 11:24:30 | 1.49823 | -2.56 | 10273.02 | IST | SL | -2.56 | 3.65 | 7h 21m |
| 11483 | GBPUSD_TICK_2DST | Sell | 2015.12.29 15:14:49 | 1.48052 | 0.01000 | 2015.12.29 21:30:23 | 1.48256 | -2.04 | 10270.98 | IST | SL | -2.04 | 1.90 | 6h 15m |
| 11565 | GBPUSD_TICK_2DST | Buy | 2016.02.01 21:11:20 | 1.44130 | 0.01000 | 2016.02.02 04:00:01 | 1.44270 | 1.40 | 10272.38 | IST | Exit Signal | -0.32 | 3.17 | 6h 48m |
| 11676 | GBPUSD_TICK_2DST | Buy | 2016.03.17 15:04:48 | 1.44361 | 0.01000 | 2016.03.17 20:00:00 | 1.44733 | 3.72 | 10276.10 | IST | Exit Signal | -0.01 | 6.69 | 4h 55m |
| 11725 | GBPUSD_TICK_2DST | Sell | 2016.04.06 14:26:47 | 1.40568 | 0.01000 | 2016.04.06 17:02:46 | 1.40857 | -2.89 | 10273.21 | IST | SL | -2.89 | 5.10 | 2h 35m |
| 11753 | GBPUSD_TICK_2DST | Buy | 2016.04.12 12:29:34 | 1.43215 | 0.01000 | 2016.04.12 15:09:43 | 1.42903 | -3.12 | 10270.09 | IST | SL | -3.12 | 2.61 | 2h 40m |
| 11775 | GBPUSD_TICK_2DST | Buy | 2016.04.19 | 1.43476 | 0.01000 | 2016.04.20 | 1.43741 | 2.65 | 10272.74 | IST | Exit Signal | -0.27 | 7.11 | 23h |

| | | | | | | | | | | | | | | |
|-------|------------------|------|------------------------|---------|---------|------------------------|---------|-------|----------|-----|--------------|-------|-------|------------------|
| | | | 12:58:23 | | | 12:00:00 | | | | | | | 1m | |
| 11804 | GBPUSD_TICK_2DST | Buy | 2016.05.02 15:08:41 | 1.46700 | 0.01000 | 2016.05.03 08:00:01 | 1.46771 | 0.71 | 10273.45 | IST | Exit Signal | -2.49 | 2.60 | 16h 51m |
| 11834 | GBPUSD_TICK_2DST | Sell | 2016.05.13 09:21:33 | 1.44147 | 0.01000 | 2016.05.16 12:00:00 | 1.43579 | 5.68 | 10279.13 | IST | Exit Signal | -1.21 | 7.39 | 3d 2h 38m |
| 11839 | GBPUSD_TICK_2DST | Buy | 2016.05.18 14:09:08 | 1.45303 | 0.01000 | 2016.05.19 16:00:00 | 1.45827 | 5.24 | 10284.37 | IST | Exit Signal | -2.23 | 13.26 | 1d 1h 50m |
| 11855 | GBPUSD_TICK_2DST | Buy | 2016.05.25 11:00:12 | 1.46629 | 0.01000 | 2016.05.25 12:09:01 | 1.46354 | -2.75 | 10281.62 | IST | SL | -2.75 | 0.05 | 1h 8m |
| 11897 | GBPUSD_TICK_2DST | Sell | 2016.06.10 16:22:48 | 1.43857 | 0.01000 | 2016.06.13 16:32:24 | 1.42623 | 12.34 | 10293.96 | IST | TrailingStop | -1.20 | 26.98 | 3d 0h 9m |
| 11918 | GBPUSD_TICK_2DST | Buy | 2016.06.20 11:24:40 | 1.46607 | 0.01000 | 2016.06.20 12:13:49 | 1.46192 | -4.15 | 10289.81 | IST | SL | -4.15 | 1.19 | 49m 9s |
| 11941 | GBPUSD_TICK_2DST | Sell | 2016.06.24 04:08:35 | 1.40123 | 0.01000 | 2016.06.24 04:08:39 | 1.40771 | -6.48 | 10283.33 | IST | SL | -6.48 | 0.00 | 4s |
| 11963 | GBPUSD_TICK_2DST | Sell | 2016.07.05 09:06:20 | 1.32271 | 0.01000 | 2016.07.06 12:00:00 | 1.29397 | 28.74 | 10312.07 | IST | Exit Signal | -1.71 | 42.88 | 1d 2h 53m |
| 12041 | GBPUSD_TICK_2DST | Sell | 2016.08.05 15:58:00 | 1.30571 | 0.01000 | 2016.08.05 16:00:00 | 1.30482 | 0.89 | 10312.96 | IST | Exit Signal | -1.23 | 1.47 | 1m 59s |
| 12071 | GBPUSD_TICK_2DST | Buy | 2016.08.18 11:30:04 | 1.30965 | 0.01000 | 2016.08.18 16:00:00 | 1.31472 | 5.07 | 10318.03 | IST | Exit Signal | -0.17 | 7.52 | 4h 29m |
| 12113 | GBPUSD_TICK_2DST | Buy | 2016.09.01 17:00:00 | 1.32789 | 0.01000 | 2016.09.02 12:00:00 | 1.32664 | -1.25 | 10316.78 | IST | Exit Signal | -1.79 | 3.88 | 18h 59m |
| 12172 | GBPUSD_TICK_2DST | Sell | 2016.09.23 11:45:45 | 1.29953 | 0.01000 | 2016.09.23 12:48:09 | 1.30199 | -2.46 | 10314.32 | IST | SL | -2.46 | 0.61 | 1h 2m |
| 12187 | GBPUSD_TICK_2DST | Sell | 2016.10.03 09:35:14 | 1.29145 | 0.01000 | 2016.10.03 20:00:00 | 1.28544 | 6.01 | 10320.33 | IST | Exit Signal | -0.65 | 9.67 | 10h 24m |
| 12254 | GBPUSD_TICK_2DST | Sell | 2016.10.25 17:14:24 | 1.20893 | 0.01000 | 2016.10.25 17:37:45 | 1.21205 | -3.12 | 10317.21 | IST | SL | -3.12 | 0.61 | 23m 21s |
| 12258 | GBPUSD_TICK_2DST | Buy | 2016.11.10 20:54:33 | 1.25571 | 0.01000 | 2016.11.11 03:36:43 | 1.25258 | -3.13 | 10314.08 | IST | SL | -3.13 | 2.74 | 6h 42m |
| 12263 | GBPUSD_TICK_2DST | Sell | 2016.11.18 15:02:55 | 1.23528 | 0.01000 | 2016.11.18 20:00:00 | 1.23395 | 1.33 | 10315.41 | IST | Exit Signal | -0.91 | 5.01 | 4h 57m |
| 12301 | GBPUSD_TICK_2DST | Buy | 2016.11.30 11:20:41 | 1.25124 | 0.01000 | 2016.11.30 11:45:32 | 1.24841 | -2.83 | 10312.58 | IST | SL | -2.83 | 0.30 | 24m 50s |
| 12348 | GBPUSD_TICK_2DST | Sell | 2016.12.14 22:38:32 | 1.25492 | 0.01000 | 2016.12.15 20:00:00 | 1.24407 | 10.85 | 10323.43 | IST | Exit Signal | -2.29 | 17.25 | 21h 21m |
| 12380 | GBPUSD_TICK_2DST | Sell | 2016.12.28 12:42:40 | 1.22284 | 0.01000 | 2016.12.29 05:38:20 | 1.22505 | -2.21 | 10321.22 | IST | SL | -2.21 | 2.72 | 16h 55m |
| 12393 | GBPUSD_TICK_2DST | Sell | 2017.01.03 17:31:57 | 1.22006 | 0.01000 | 2017.01.03 17:50:50 | 1.22224 | -2.18 | 10319.04 | IST | SL | -2.18 | 0.09 | 18m 52s |
| 12405 | GBPUSD_TICK_2DST | Sell | 2017.01.09 07:42:14 | 1.21994 | 0.01000 | 2017.01.10 08:00:00 | 1.21526 | 4.68 | 10323.72 | IST | Exit Signal | -0.14 | 7.50 | 1d 0h 17m |
| 12417 | GBPUSD_TICK_2DST | Sell | 2017.01.13 13:40:24 | 1.21994 | 0.01000 | 2017.01.16 20:00:00 | 1.20686 | 13.08 | 10336.80 | IST | Exit Signal | -2.61 | 21.16 | 3d 6h 19m |
| 12463 | GBPUSD_TICK_2DST | Buy | 2017.02.01 21:05:35 | 1.26731 | 0.01000 | 2017.02.01 21:11:21 | 1.26416 | -3.15 | 10333.65 | IST | SL | -3.15 | 0.35 | 5m 46s |
| 12466 | GBPUSD_TICK_2DST | Sell | 2017.02.07 10:14:06 | 1.23704 | 0.01000 | 2017.02.07 12:00:00 | 1.23666 | 0.38 | 10334.03 | IST | Exit Signal | -0.66 | 2.30 | 1h 45m |
| 12483 | GBPUSD_TICK_2DST | Sell | 2017.02.15 14:10:29 | 1.24122 | 0.01000 | 2017.02.15 17:08:24 | 1.24411 | -2.89 | 10331.14 | IST | SL | -2.89 | 2.85 | 2h 57m |
| 12496 | GBPUSD_TICK_2DST | Buy | 2017.02.23 17:55:15 | 1.25483 | 0.01000 | 2017.02.24 12:00:00 | 1.25375 | -1.08 | 10330.06 | IST | Exit Signal | -2.44 | 2.15 | 18h 4m |
| 12498 | GBPUSD_TICK_2DST | Sell | 2017.02.27 01:26:16 | 1.24015 | 0.01000 | 2017.02.27 02:06:41 | 1.24259 | -2.44 | 10327.62 | IST | SL | -2.44 | 0.90 | 40m 25s |
| 12542 | GBPUSD_TICK_2DST | Sell | 2017.03.14 09:03:33 | 1.21344 | 0.01000 | 2017.03.14 15:38:43 | 1.21536 | -1.92 | 10325.70 | IST | SL | -1.92 | 2.47 | 6h 35m |
| 12580 | GBPUSD_TICK_2DST | Buy | 2017.03.31 18:39:20 | 1.25307 | 0.01000 | 2017.04.03 11:59:49 | 1.25055 | -2.52 | 10323.18 | IST | SL | -2.52 | 2.74 | 2d 17h 20m |
| 12610 | GBPUSD_TICK_2DST | Buy | 2017.04.13 03:55:00 | 1.25558 | 0.01000 | 2017.04.13 04:00:00 | 1.25507 | -0.51 | 10322.67 | IST | Exit Signal | -0.69 | 0.00 | 5m 0s |
| 12657 | GBPUSD_TICK_2DST | Buy | 2017.04.27 10:28:27 | 1.29053 | 0.01000 | 2017.04.27 11:00:50 | 1.28850 | -2.03 | 10320.64 | IST | SL | -2.03 | 1.18 | 32m 22s |
| 12658 | GBPUSD_TICK_2DST | Buy | 2017.04.27 12:42:52 | 1.29053 | 0.01000 | 2017.04.27 15:05:29 | 1.28846 | -2.07 | 10318.57 | IST | SL | -2.07 | 0.17 | 2h 22m |
| 12659 | GBPUSD_TICK_2DST | Buy | 2017.04.27 18:19:57 | 1.29053 | 0.01000 | 2017.04.27 19:01:23 | 1.28848 | -2.05 | 10316.52 | IST | SL | -2.05 | 0.57 | 41m 25s |
| 12683 | GBPUSD_TICK_2DST | Buy | 2017.05.05 18:40:53 | 1.29648 | 0.01000 | 2017.05.08 14:57:27 | 1.29455 | -1.93 | 10314.59 | IST | SL | -1.93 | 2.40 | 2d 20h 16m |
| 12709 | GBPUSD_TICK_2DST | Buy | 2017.05.17 17:32:29 | 1.29888 | 0.01000 | 2017.05.17 17:59:57 | 1.29709 | -1.79 | 10312.80 | IST | SL | -1.79 | 0.18 | 27m 28s |
| 12727 | GBPUSD_TICK_2DST | Sell | 2017.05.26 09:54:59 | 1.28654 | 0.01000 | 2017.05.26 10:30:09 | 1.28873 | -2.19 | 10310.61 | IST | SL | -2.19 | 0.47 | 35m 10s |
| 12794 | GBPUSD_TICK_2DST | Sell | 2017.06.09 00:02:44 | 1.27692 | 0.01000 | 2017.06.09 00:08:51 | 1.27892 | -2.00 | 10308.61 | IST | SL | -2.00 | 6.02 | 6m 7s |
| 12825 | GBPUSD_TICK_2DST | Sell | 2017.06.20 16:42:00 | 1.26385 | 0.01000 | 2017.06.20 20:00:00 | 1.26250 | 1.35 | 10309.96 | IST | Exit Signal | -0.33 | 3.48 | 3h 17m |
| 12836 | GBPUSD_TICK_2DST | Buy | 2017.06.27 22:05:57 | 1.28177 | 0.01000 | 2017.06.28 10:10:59 | 1.27950 | -2.27 | 10307.69 | IST | SL | -2.27 | 4.31 | 12h 5m |

| | | | | | | | | | | | | | | |
|-------|------------------|------|------------------------|---------|---------|------------------------|---------|-------|----------|-----|-------------|-------|-------|------------------|
| 12898 | GBPUSD_TICK_2DST | Buy | 2017.07.14 16:46:30 | 1.30232 | 0.01000 | 2017.07.17 16:00:00 | 1.30744 | 5.12 | 10312.81 | IST | Exit Signal | -0.06 | 9.03 | 2d 23h 13m |
| 12931 | GBPUSD_TICK_2DST | Buy | 2017.07.27 00:28:43 | 1.31253 | 0.01000 | 2017.07.27 17:24:12 | 1.31056 | -1.97 | 10310.84 | IST | SL | -1.97 | 3.32 | 16h 55m |
| 12950 | GBPUSD_TICK_2DST | Sell | 2017.08.08 17:05:28 | 1.29873 | 0.01000 | 2017.08.09 09:14:34 | 1.30100 | -2.27 | 10308.57 | IST | SL | -2.27 | 3.46 | 16h 9m |
| 12976 | GBPUSD_TICK_2DST | Sell | 2017.08.22 12:42:54 | 1.28313 | 0.01000 | 2017.08.23 12:00:00 | 1.28005 | 3.08 | 10311.65 | IST | Exit Signal | -1.47 | 3.90 | 23h 17m |
| 13034 | GBPUSD_TICK_2DST | Buy | 2017.09.14 10:53:24 | 1.32240 | 0.01000 | 2017.09.14 11:50:53 | 1.32036 | -2.04 | 10309.61 | IST | SL | -2.04 | 0.08 | 57m 28s |
| 13035 | GBPUSD_TICK_2DST | Buy | 2017.09.14 14:00:27 | 1.32240 | 0.01000 | 2017.09.15 16:00:00 | 1.35769 | 35.29 | 10344.90 | IST | Exit Signal | 0.00 | 39.25 | 1d 1h 59m |
| 13129 | GBPUSD_TICK_2DST | Sell | 2017.10.27 10:40:55 | 1.30876 | 0.01000 | 2017.10.27 17:03:25 | 1.31121 | -2.45 | 10342.45 | IST | SL | -2.45 | 1.72 | 6h 22m |
| 13135 | GBPUSD_TICK_2DST | Buy | 2017.10.31 17:58:40 | 1.32790 | 0.01000 | 2017.11.01 12:00:00 | 1.32944 | 1.54 | 10343.99 | IST | Exit Signal | -1.25 | 4.16 | 18h 1m |
| 13142 | GBPUSD_TICK_2DST | Sell | 2017.11.02 17:45:04 | 1.30697 | 0.01000 | 2017.11.03 12:00:00 | 1.30691 | 0.06 | 10344.05 | IST | Exit Signal | -0.77 | 3.00 | 18h 14m |
| 13173 | GBPUSD_TICK_2DST | Buy | 2017.11.17 03:25:16 | 1.32292 | 0.01000 | 2017.11.17 08:00:00 | 1.32287 | -0.05 | 10344.00 | IST | Exit Signal | -0.45 | 1.45 | 4h 34m |
| 13207 | GBPUSD_TICK_2DST | Buy | 2017.11.28 20:13:46 | 1.33600 | 0.01000 | 2017.11.28 20:20:08 | 1.33387 | -2.13 | 10341.87 | IST | SL | -2.13 | 1.08 | 6m 21s |
| 13208 | GBPUSD_TICK_2DST | Buy | 2017.11.29 00:56:19 | 1.33600 | 0.01000 | 2017.11.29 16:00:00 | 1.33914 | 3.14 | 10345.01 | IST | Exit Signal | -1.12 | 7.04 | 15h 3m |
| 13252 | GBPUSD_TICK_2DST | Sell | 2017.12.15 15:47:25 | 1.33198 | 0.01000 | 2017.12.18 08:13:10 | 1.33437 | -2.39 | 10342.62 | IST | SL | -2.39 | 1.80 | 2d 16h 25m |
| 13303 | GBPUSD_TICK_2DST | Buy | 2018.01.12 11:15:16 | 1.36124 | 0.01000 | 2018.01.12 20:00:00 | 1.36914 | 7.90 | 10350.52 | IST | Exit Signal | -0.83 | 8.75 | 8h 44m |
| 13426 | GBPUSD_TICK_2DST | Sell | 2018.02.28 13:41:58 | 1.38565 | 0.01000 | 2018.03.02 12:00:00 | 1.37739 | 8.26 | 10358.78 | IST | Exit Signal | -0.24 | 14.41 | 1d 22h 18m |
| 13448 | GBPUSD_TICK_2DST | Buy | 2018.03.13 14:36:06 | 1.39291 | 0.01000 | 2018.03.13 16:00:00 | 1.39609 | 3.18 | 10361.96 | IST | Exit Signal | -0.84 | 4.09 | 1h 23m |
| 13469 | GBPUSD_TICK_2DST | Buy | 2018.03.19 12:03:17 | 1.39955 | 0.01000 | 2018.03.19 20:00:00 | 1.40466 | 5.11 | 10367.07 | IST | Exit Signal | -0.72 | 9.26 | 7h 56m |
| 13533 | GBPUSD_TICK_2DST | Sell | 2018.04.05 15:23:17 | 1.40088 | 0.01000 | 2018.04.05 15:43:06 | 1.40297 | -2.09 | 10364.98 | IST | SL | -2.09 | 0.80 | 19m 48s |
| 13534 | GBPUSD_TICK_2DST | Sell | 2018.04.05 17:46:17 | 1.40088 | 0.01000 | 2018.04.06 12:00:00 | 1.40056 | 0.32 | 10365.30 | IST | Exit Signal | -1.33 | 4.24 | 18h 13m |
| 13536 | GBPUSD_TICK_2DST | Buy | 2018.04.09 09:11:19 | 1.41055 | 0.01000 | 2018.04.09 10:01:46 | 1.40837 | -2.18 | 10363.12 | IST | SL | -2.18 | 1.23 | 50m 27s |
| 13564 | GBPUSD_TICK_2DST | Sell | 2018.04.19 21:46:02 | 1.40782 | 0.01000 | 2018.04.19 23:20:55 | 1.40995 | -2.13 | 10360.99 | IST | SL | -2.13 | 0.86 | 1h 34m |
| 13605 | GBPUSD_TICK_2DST | Sell | 2018.05.08 17:05:55 | 1.34861 | 0.01000 | 2018.05.08 17:46:38 | 1.35095 | -2.34 | 10358.65 | IST | SL | -2.34 | 0.11 | 40m 42s |
| 13617 | GBPUSD_TICK_2DST | Sell | 2018.05.10 17:03:55 | 1.34861 | 0.01000 | 2018.05.10 18:05:09 | 1.35115 | -2.54 | 10356.11 | IST | SL | -2.54 | 2.56 | 1h 1m |
| 13633 | GBPUSD_TICK_2DST | Sell | 2018.05.15 16:21:26 | 1.34598 | 0.01000 | 2018.05.15 17:35:52 | 1.34833 | -2.35 | 10353.76 | IST | SL | -2.35 | 0.80 | 1h 14m |
| 13638 | GBPUSD_TICK_2DST | Sell | 2018.05.18 16:26:08 | 1.34598 | 0.01000 | 2018.05.18 19:17:07 | 1.34836 | -2.38 | 10351.38 | IST | SL | -2.38 | 0.40 | 2h 50m |
| 13639 | GBPUSD_TICK_2DST | Sell | 2018.05.21 00:00:07 | 1.34598 | 0.01000 | 2018.05.21 01:13:01 | 1.34835 | -2.37 | 10349.01 | IST | SL | -2.37 | 0.00 | 1h 12m |
| 13640 | GBPUSD_TICK_2DST | Sell | 2018.05.21 05:09:28 | 1.34511 | 0.01000 | 2018.05.22 08:00:00 | 1.34155 | 3.56 | 10352.57 | IST | Exit Signal | -0.63 | 6.00 | 1d 2h 50m |
| 13642 | GBPUSD_TICK_2DST | Sell | 2018.05.29 09:25:45 | 1.32928 | 0.01000 | 2018.05.29 12:00:00 | 1.32323 | 6.05 | 10358.62 | IST | Exit Signal | -0.69 | 8.76 | 2h 34m |
| 13716 | GBPUSD_TICK_2DST | Sell | 2018.06.28 08:30:14 | 1.31018 | 0.01000 | 2018.06.28 16:00:00 | 1.30558 | 4.60 | 10363.22 | IST | Exit Signal | -0.79 | 4.68 | 7h 29m |
| 13767 | GBPUSD_TICK_2DST | Sell | 2018.07.17 20:42:43 | 1.31025 | 0.01000 | 2018.07.17 20:44:08 | 1.31263 | -2.38 | 10360.84 | IST | SL | -2.38 | 3.26 | 1m 25s |
| 13768 | GBPUSD_TICK_2DST | Sell | 2018.07.18 02:12:48 | 1.31025 | 0.01000 | 2018.07.18 16:00:00 | 1.30405 | 6.20 | 10367.04 | IST | Exit Signal | -1.51 | 9.21 | 13h 47m |
| 13881 | GBPUSD_TICK_2DST | Buy | 2018.09.10 16:01:38 | 1.30433 | 0.01000 | 2018.09.10 16:34:46 | 1.30208 | -2.25 | 10364.79 | IST | SL | -2.25 | 0.81 | 33m 7s |
| 14053 | GBPUSD_TICK_2DST | Buy | 2018.11.09 14:54:22 | 1.30406 | 0.01000 | 2018.11.09 15:33:17 | 1.30159 | -2.47 | 10362.32 | IST | SL | -2.47 | 0.44 | 38m 54s |
| 14054 | GBPUSD_TICK_2DST | Buy | 2018.11.09 16:38:47 | 1.30406 | 0.01000 | 2018.11.09 18:05:34 | 1.30158 | -2.48 | 10359.84 | IST | SL | -2.48 | 1.43 | 1h 26m |
| 14097 | GBPUSD_TICK_2DST | Sell | 2018.11.27 09:15:55 | 1.27638 | 0.01000 | 2018.11.28 04:00:00 | 1.27378 | 2.60 | 10362.44 | IST | Exit Signal | -2.22 | 3.81 | 18h 44m |
| 14102 | GBPUSD_TICK_2DST | Sell | 2018.12.03 12:52:08 | 1.27249 | 0.01000 | 2018.12.03 17:43:51 | 1.27480 | -2.31 | 10360.13 | IST | SL | -2.31 | 2.54 | 4h 51m |
| 14107 | GBPUSD_TICK_2DST | Sell | 2018.12.07 19:16:34 | 1.27249 | 0.01000 | 2018.12.07 21:55:06 | 1.27502 | -2.53 | 10357.60 | IST | SL | -2.53 | 1.44 | 2h 38m |
| 14111 | GBPUSD_TICK_2DST | Sell | 2018.12.10 13:48:39 | 1.26582 | 0.01000 | 2018.12.10 20:00:00 | 1.25640 | 9.42 | 10367.02 | IST | Exit Signal | -2.07 | 15.05 | 6h 11m |
| 14162 | GBPUSD_TICK_2DST | Buy | 2018.12.28 19:02:31 | 1.27073 | 0.01000 | 2018.12.31 00:02:35 | 1.26918 | -1.55 | 10365.47 | IST | Exit Signal | -2.08 | 0.07 | 2d 5h 0m |
| 14168 | GBPUSD_TICK_2DST | Sell | 2019.01.02 15:41:17 | 1.26157 | 0.01000 | 2019.01.02 20:00:00 | 1.25873 | 2.84 | 10368.31 | IST | Exit Signal | -1.10 | 3.39 | 4h 18m |

| | | | | | | | | | | | | | | |
|-------|------------------|------|------------------------|---------|---------|------------------------|---------|-------|----------|-----|--------------|-------|-------|------------------|
| 14174 | GBPUSD_TICK_2DST | Buy | 2019.01.04 18:54:24 | 1.27382 | 0.01000 | 2019.01.08 12:00:01 | 1.27664 | 2.82 | 10371.13 | IST | Exit Signal | -2.69 | 5.88 | 3d 17h 5m |
| 14196 | GBPUSD_TICK_2DST | Sell | 2019.01.15 20:39:42 | 1.27066 | 0.01000 | 2019.01.15 21:23:28 | 1.27351 | -2.85 | 10368.28 | IST | SL | -2.85 | 1.11 | 43m 46s |
| 14211 | GBPUSD_TICK_2DST | Buy | 2019.01.23 11:48:24 | 1.30006 | 0.01000 | 2019.01.23 12:06:51 | 1.29734 | -2.72 | 10365.56 | IST | SL | -2.72 | 0.37 | 18m 26s |
| 14266 | GBPUSD_TICK_2DST | Sell | 2019.02.13 19:22:36 | 1.28540 | 0.01000 | 2019.02.14 09:01:28 | 1.28751 | -2.11 | 10363.45 | IST | SL | -2.11 | 0.93 | 13h 38m |
| 14274 | GBPUSD_TICK_2DST | Buy | 2019.02.19 15:08:19 | 1.29584 | 0.01000 | 2019.02.20 20:00:00 | 1.30867 | 12.83 | 10376.28 | IST | Exit Signal | -1.64 | 13.58 | 1d 4h 51m |
| 14340 | GBPUSD_TICK_2DST | Buy | 2019.03.12 00:03:49 | 1.32541 | 0.01000 | 2019.03.12 00:13:49 | 1.32307 | -2.34 | 10373.94 | IST | SL | -2.34 | 3.48 | 9m 59s |
| 14374 | GBPUSD_TICK_2DST | Sell | 2019.03.29 11:39:22 | 1.30039 | 0.01000 | 2019.03.29 12:00:00 | 1.30223 | -1.84 | 10372.10 | IST | Exit Signal | -2.44 | 0.03 | 20m 37s |
| 14423 | GBPUSD_TICK_2DST | Sell | 2019.04.18 10:35:29 | 1.30197 | 0.01000 | 2019.04.18 12:00:00 | 1.30224 | -0.27 | 10371.83 | IST | Exit Signal | -1.62 | 0.96 | 1h 24m |
| 14547 | GBPUSD_TICK_2DST | Sell | 2019.05.30 17:18:45 | 1.26049 | 0.01000 | 2019.05.31 04:00:00 | 1.26098 | -0.49 | 10371.34 | IST | Exit Signal | -1.55 | 2.38 | 10h 41m |
| 14575 | GBPUSD_TICK_2DST | Sell | 2019.06.14 17:41:00 | 1.26102 | 0.01000 | 2019.06.17 20:00:00 | 1.25587 | 5.15 | 10376.49 | IST | Exit Signal | -0.37 | 5.62 | 3d 2h 18m |
| 14597 | GBPUSD_TICK_2DST | Buy | 2019.06.24 09:10:00 | 1.27583 | 0.01000 | 2019.06.24 10:09:33 | 1.27415 | -1.68 | 10374.81 | IST | SL | -1.68 | 0.82 | 59m 33s |
| 14675 | GBPUSD_TICK_2DST | Sell | 2019.07.16 13:39:20 | 1.24393 | 0.01000 | 2019.07.17 12:00:00 | 1.24033 | 3.60 | 10378.41 | IST | Exit Signal | -0.01 | 5.69 | 22h 20m |
| 14695 | GBPUSD_TICK_2DST | Sell | 2019.07.26 18:42:36 | 1.23816 | 0.01000 | 2019.07.29 12:00:00 | 1.23259 | 5.57 | 10383.98 | IST | Exit Signal | -1.01 | 5.99 | 2d 17h 17m |
| 14746 | GBPUSD_TICK_2DST | Sell | 2019.08.09 13:21:28 | 1.20791 | 0.01000 | 2019.08.12 08:00:00 | 1.20391 | 4.00 | 10387.98 | IST | Exit Signal | -1.96 | 6.34 | 2d 18h 38m |
| 14813 | GBPUSD_TICK_2DST | Buy | 2019.09.05 13:03:31 | 1.23097 | 0.01000 | 2019.09.05 20:00:00 | 1.23156 | 0.59 | 10388.57 | IST | Exit Signal | -0.07 | 4.40 | 6h 56m |
| 14890 | GBPUSD_TICK_2DST | Sell | 2019.10.08 16:17:11 | 1.22044 | 0.01000 | 2019.10.08 20:00:00 | 1.22152 | -1.08 | 10387.49 | IST | Exit Signal | -2.23 | 0.86 | 3h 42m |
| 14900 | GBPUSD_TICK_2DST | Buy | 2019.10.10 20:04:23 | 1.24127 | 0.01000 | 2019.10.11 16:00:00 | 1.26222 | 20.95 | 10408.44 | IST | Exit Signal | -0.70 | 27.22 | 19h 55m |
| 15009 | GBPUSD_TICK_2DST | Buy | 2019.11.18 09:10:09 | 1.29424 | 0.01000 | 2019.11.18 12:00:00 | 1.29625 | 2.01 | 10410.45 | IST | Exit Signal | 0.00 | 2.02 | 2h 49m |
| 15024 | GBPUSD_TICK_2DST | Buy | 2019.11.22 01:43:55 | 1.29189 | 0.01000 | 2019.11.22 11:03:22 | 1.29033 | -1.56 | 10408.89 | IST | SL | -1.56 | 0.95 | 9h 19m |
| 15047 | GBPUSD_TICK_2DST | Buy | 2019.12.03 10:54:21 | 1.29854 | 0.01000 | 2019.12.03 16:00:01 | 1.29968 | 1.14 | 10410.03 | IST | Exit Signal | -1.46 | 2.41 | 5h 5m |
| 15079 | GBPUSD_TICK_2DST | Buy | 2019.12.11 15:36:49 | 1.31662 | 0.01000 | 2019.12.12 13:01:24 | 1.31629 | -0.33 | 10409.70 | IST | TrailingStop | -0.33 | 6.28 | 21h 24m |
| 15085 | GBPUSD_TICK_2DST | Sell | 2019.12.19 15:17:57 | 1.30503 | 0.01000 | 2019.12.19 20:00:00 | 1.30397 | 1.06 | 10410.76 | IST | Exit Signal | -1.62 | 5.96 | 4h 42m |
| 15184 | GBPUSD_TICK_2DST | Sell | 2020.01.17 23:06:02 | 1.30126 | 0.01000 | 2020.01.20 20:00:00 | 1.30004 | 1.22 | 10411.98 | IST | Exit Signal | -0.23 | 4.99 | 2d 20h 53m |
| 15187 | GBPUSD_TICK_2DST | Buy | 2020.01.22 14:12:47 | 1.31184 | 0.01000 | 2020.01.23 12:00:00 | 1.31317 | 1.33 | 10413.31 | IST | Exit Signal | -0.95 | 3.41 | 21h 47m |
| 15213 | GBPUSD_TICK_2DST | Buy | 2020.01.31 17:55:32 | 1.31739 | 0.01000 | 2020.01.31 20:00:00 | 1.31960 | 2.21 | 10415.52 | IST | Exit Signal | -0.22 | 2.57 | 2h 4m |
| 15220 | GBPUSD_TICK_2DST | Sell | 2020.02.04 09:26:18 | 1.29752 | 0.01000 | 2020.02.04 11:05:24 | 1.29957 | -2.05 | 10413.47 | IST | SL | -2.05 | 3.34 | 1h 39m |
| 15275 | GBPUSD_TICK_2DST | Sell | 2020.02.20 13:15:52 | 1.28716 | 0.01000 | 2020.02.20 16:00:00 | 1.28594 | 1.22 | 10414.69 | IST | Exit Signal | -1.07 | 2.21 | 2h 44m |
| 15286 | GBPUSD_TICK_2DST | Sell | 2020.02.28 15:52:29 | 1.28488 | 0.01000 | 2020.02.28 22:40:18 | 1.28314 | 1.74 | 10416.43 | IST | TrailingStop | -1.09 | 12.24 | 6h 47m |
| 15303 | GBPUSD_TICK_2DST | Buy | 2020.03.06 13:23:50 | 1.30179 | 0.01000 | 2020.03.06 14:14:47 | 1.29934 | -2.45 | 10413.98 | IST | SL | -2.45 | 0.81 | 50m 57s |
| 15323 | GBPUSD_TICK_2DST | Sell | 2020.03.12 12:23:21 | 1.27387 | 0.01000 | 2020.03.12 16:00:00 | 1.26248 | 11.39 | 10425.37 | IST | Exit Signal | -2.49 | 14.34 | 3h 36m |
| 15404 | GBPUSD_TICK_2DST | Buy | 2020.04.09 16:20:45 | 1.24751 | 0.01000 | 2020.04.09 20:00:00 | 1.24487 | -2.64 | 10422.73 | IST | Exit Signal | -3.51 | 0.49 | 3h 39m |
| 15429 | GBPUSD_TICK_2DST | Buy | 2020.04.17 00:43:08 | 1.24862 | 0.01000 | 2020.04.17 10:16:11 | 1.24512 | -3.50 | 10419.23 | IST | SL | -3.50 | 3.57 | 9h 33m |
| 15430 | GBPUSD_TICK_2DST | Buy | 2020.04.17 15:13:30 | 1.24862 | 0.01000 | 2020.04.20 09:00:28 | 1.24516 | -3.46 | 10415.77 | IST | SL | -3.46 | 3.07 | 2d 17h 46m |
| 15477 | GBPUSD_TICK_2DST | Sell | 2020.05.06 11:35:50 | 1.23593 | 0.01000 | 2020.05.06 13:51:57 | 1.23889 | -2.96 | 10412.81 | IST | SL | -2.96 | 0.03 | 2h 16m |
| 15544 | GBPUSD_TICK_2DST | Buy | 2020.05.26 11:55:24 | 1.22961 | 0.01000 | 2020.05.26 12:00:00 | 1.23017 | 0.56 | 10413.37 | IST | Exit Signal | -0.04 | 0.85 | 4m 35s |
| 15615 | GBPUSD_TICK_2DST | Sell | 2020.06.26 17:31:36 | 1.23424 | 0.01000 | 2020.06.29 05:41:56 | 1.23728 | -3.04 | 10410.33 | IST | SL | -3.04 | 2.75 | 2d 12h 10m |
| 15686 | GBPUSD_TICK_2DST | Buy | 2020.07.21 03:00:52 | 1.26660 | 0.01000 | 2020.07.22 04:00:00 | 1.27321 | 6.61 | 10416.94 | IST | Exit Signal | -1.61 | 10.19 | 1d 0h 59m |
| 15734 | GBPUSD_TICK_2DST | Buy | 2020.08.06 09:07:58 | 1.31699 | 0.01000 | 2020.08.06 10:56:27 | 1.31429 | -2.70 | 10414.24 | IST | SL | -2.70 | 1.28 | 1h 48m |
| 15735 | GBPUSD_TICK_2DST | Buy | 2020.08.06 12:00:19 | 1.31699 | 0.01000 | 2020.08.06 17:20:02 | 1.31425 | -2.74 | 10411.50 | IST | SL | -2.74 | 1.56 | 5h 19m |

| | | | | | | | | | | | | | | |
|-------|------------------|----------|------------------------|---------|---------|------------------------|---------|-------|----------|-----|--------------|-------|-------|------------------|
| 15756 | GBPUSD_TICK_2DST | Buy | 2020.08.18 08:52:09 | 1.31423 | 0.01000 | 2020.08.19 19:19:10 | 1.31690 | 2.67 | 10414.17 | IST | TrailingStop | -0.75 | 12.48 | 1d 10h 27m |
| 15767 | GBPUSD_TICK_2DST | Buy | 2020.08.27 16:17:57 | 1.32671 | 0.01000 | 2020.08.27 16:32:49 | 1.32424 | -2.47 | 10411.70 | IST | SL | -2.47 | 1.73 | 14m 51s |
| 15789 | GBPUSD_TICK_2DST | Sell | 2020.09.08 13:08:07 | 1.30532 | 0.01000 | 2020.09.09 20:00:00 | 1.30138 | 3.94 | 10415.64 | IST | Exit Signal | -1.48 | 16.79 | 1d 6h 51m |
| 15839 | GBPUSD_TICK_2DST | Sell | 2020.09.22 10:09:14 | 1.27664 | 0.01000 | 2020.09.22 11:06:41 | 1.27980 | -3.16 | 10412.48 | IST | SL | -3.16 | 5.35 | 57m 27s |
| 15899 | GBPUSD_TICK_2DST | Buy | 2020.10.09 17:01:10 | 1.29782 | 0.01000 | 2020.10.12 04:00:00 | 1.30284 | 5.02 | 10417.50 | IST | Exit Signal | -0.82 | 7.04 | 2d 10h 58m |
| 15921 | GBPUSD_TICK_2DST | Buy | 2020.10.21 15:23:39 | 1.30825 | 0.01000 | 2020.10.22 12:00:00 | 1.31069 | 2.44 | 10419.94 | IST | Exit Signal | -0.77 | 9.41 | 20h 36m |
| 15965 | GBPUSD_TICK_2DST | Buy | 2020.11.04 01:03:08 | 1.30794 | 0.01000 | 2020.11.04 02:45:53 | 1.30535 | -2.59 | 10417.35 | IST | SL | -2.59 | 6.03 | 1h 42m |
| 16000 | GBPUSD_TICK_2DST | Buy | 2020.11.13 18:20:19 | 1.31769 | 0.01000 | 2020.11.17 20:00:00 | 1.32410 | 6.41 | 10423.76 | IST | Exit Signal | -1.19 | 9.56 | 4d 1h 39m |
| 16008 | GBPUSD_TICK_2DST | Buy | 2020.11.23 02:28:55 | 1.33121 | 0.01000 | 2020.11.23 04:00:01 | 1.33254 | 1.33 | 10425.09 | IST | Exit Signal | -0.68 | 1.46 | 1h 31m |
| 16022 | GBPUSD_TICK_2DST | Buy | 2020.12.01 10:05:16 | 1.33975 | 0.01000 | 2020.12.01 11:36:17 | 1.33743 | -2.32 | 10422.77 | IST | SL | -2.32 | 0.96 | 1h 31m |
| 16024 | GBPUSD_TICK_2DST | Buy | 2020.12.01 18:07:12 | 1.33975 | 0.01000 | 2020.12.02 04:00:00 | 1.34091 | 1.16 | 10423.93 | IST | Exit Signal | -0.94 | 4.45 | 9h 52m |
| 16028 | GBPUSD_TICK_2DST | Sell | 2020.12.07 10:16:45 | 1.32872 | 0.01000 | 2020.12.07 15:56:37 | 1.33141 | -2.69 | 10421.24 | IST | SL | -2.69 | 6.22 | 5h 39m |
| 16045 | GBPUSD_TICK_2DST | Buy | 2020.12.16 09:41:18 | 1.34778 | 0.01000 | 2020.12.16 16:00:00 | 1.35258 | 4.80 | 10426.04 | IST | Exit Signal | -0.51 | 7.67 | 6h 18m |
| 16060 | GBPUSD_TICK_2DST | Sell | 2020.12.21 09:41:22 | 1.32798 | 0.01000 | 2020.12.21 12:00:00 | 1.32206 | 5.92 | 10431.96 | IST | Exit Signal | -2.03 | 6.52 | 2h 18m |
| 16084 | GBPUSD_TICK_2DST | Buy | 2020.12.30 22:08:38 | 1.36188 | 0.01000 | 2021.01.04 08:00:00 | 1.36830 | 6.42 | 10438.38 | IST | Exit Signal | -1.51 | 7.93 | 4d 9h 51m |
| 16116 | GBPUSD_TICK_2DST | Buy | 2021.01.14 19:56:21 | 1.37039 | 0.01000 | 2021.01.14 20:00:00 | 1.36889 | -1.50 | 10436.88 | IST | Exit Signal | -1.54 | 0.68 | 3m 38s |
| 16128 | GBPUSD_TICK_2DST | Sell | 2021.01.18 10:27:08 | 1.35325 | 0.01000 | 2021.01.18 12:00:00 | 1.35299 | 0.26 | 10437.14 | IST | Exit Signal | -1.31 | 1.24 | 1h 32m |
| 16137 | GBPUSD_TICK_2DST | Buy | 2021.01.20 12:45:37 | 1.37107 | 0.01000 | 2021.01.20 13:34:47 | 1.36881 | -2.26 | 10434.88 | IST | SL | -2.26 | 0.79 | 49m 9s |
| 16147 | GBPUSD_TICK_2DST | Buy | 2021.01.27 02:16:22 | 1.37456 | 0.01000 | 2021.01.27 06:20:32 | 1.37235 | -2.21 | 10432.67 | IST | SL | -2.21 | 0.61 | 4h 4m |
| 16150 | GBPUSD_TICK_2DST | Buy | 2021.01.29 15:38:07 | 1.37456 | 0.01000 | 2021.01.29 16:43:04 | 1.37226 | -2.30 | 10430.37 | IST | SL | -2.30 | 0.56 | 1h 4m |
| 16151 | GBPUSD_TICK_2DST | Buy | 2021.02.01 07:53:51 | 1.37456 | 0.01000 | 2021.02.01 11:00:11 | 1.37213 | -2.43 | 10427.94 | IST | SL | -2.43 | 1.18 | 3h 6m |
| 16163 | GBPUSD_TICK_2DST | Buy | 2021.02.09 03:25:58 | 1.37585 | 0.01000 | 2021.02.09 04:00:00 | 1.37571 | -0.14 | 10427.80 | IST | Exit Signal | -1.01 | 0.17 | 34m 1s |
| 16270 | GBPUSD_TICK_2DST | Sell | 2021.03.23 11:16:25 | 1.37999 | 0.01000 | 2021.03.24 08:00:00 | 1.37089 | 9.10 | 10436.90 | IST | Exit Signal | -0.27 | 9.80 | 20h 43m |
| 16319 | GBPUSD_TICK_2DST | Sell | 2021.04.09 08:59:10 | 1.37058 | 0.01000 | 2021.04.09 12:00:00 | 1.37123 | -0.65 | 10436.25 | IST | Exit Signal | -1.42 | 3.56 | 3h 0m |
| 16380 | GBPUSD_TICK_2DST | Sell | 2021.04.30 18:22:20 | 1.38094 | 0.01000 | 2021.04.30 18:49:36 | 1.38300 | -2.06 | 10434.19 | IST | SL | -2.06 | 0.20 | 27m 16s |
| 16392 | GBPUSD_TICK_2DST | Buy | 2021.05.07 17:41:53 | 1.39764 | 0.01000 | 2021.05.10 20:00:01 | 1.41424 | 16.60 | 10450.79 | IST | Exit Signal | -0.55 | 18.18 | 3d 2h 18m |
| 16413 | GBPUSD_TICK_2DST | Buy | 2021.05.18 04:31:52 | 1.41665 | 0.01000 | 2021.05.19 08:00:00 | 1.41873 | 2.08 | 10452.87 | IST | Exit Signal | -0.23 | 5.35 | 1d 3h 28m |
| 16484 | GBPUSD_TICK_2DST | Sell | 2021.07.01 11:57:21 | 1.37859 | 0.01000 | 2021.07.01 14:43:43 | 1.38069 | -2.10 | 10450.77 | IST | SL | -2.10 | 2.06 | 2h 46m |
| 16516 | GBPUSD_TICK_2DST | Sell | 2021.07.19 10:00:17 | 1.37414 | 0.01000 | 2021.07.20 16:00:00 | 1.35939 | 14.75 | 10465.52 | IST | Exit Signal | -0.45 | 15.39 | 1d 5h 59m |
| 16525 | GBPUSD_TICK_2DST | Sell | 2021.07.23 05:25:43 | 1.37565 | 0.01000 | 2021.07.26 12:15:01 | 1.37792 | -2.27 | 10463.25 | IST | SL | -2.27 | 3.61 | 3d 6h 49m |
| 16576 | GBPUSD_TICK_2DST | Sell | 2021.08.17 10:02:22 | 1.37904 | 0.01000 | 2021.08.17 10:28:41 | 1.38063 | -1.59 | 10461.66 | IST | SL | -1.59 | 0.21 | 26m 19s |
| 16647 | GBPUSD_TICK_2DST | Buy | 2021.09.14 15:34:11 | 1.38915 | 0.01000 | 2021.09.14 17:00:21 | 1.38752 | -1.63 | 10460.03 | IST | SL | -1.63 | 2.15 | 1h 26m |
| 16659 | GBPUSD_TICK_2DST | Sell | 2021.09.17 23:59:01 | 1.37261 | 0.01000 | 2021.09.20 00:10:01 | 1.37436 | -1.75 | 10458.28 | IST | SL | -1.75 | 0.00 | 2d 0h 10m |
| 16694 | GBPUSD_TICK_2DST | Sell | 2021.09.24 04:55:09 | 1.37256 | 0.01000 | 2021.09.29 16:00:00 | 1.34633 | 26.23 | 10484.51 | IST | Exit Signal | -0.37 | 27.02 | 5d 11h 4m |
| 16730 | GBPUSD_TICK_2DST | SellStop | 2021.10.08 20:00:02 | 1.34116 | 0.01000 | 2021.10.08 23:59:59 | | | 10484.51 | IST | EndTest | | | 3h 59m |